

# ***HOUSTON COUNTY, TEXAS***



FILED  
HOUSTON COUNTY  
CLERK  
2020 SEP -9 PM 3:00  
TERRELL

**FISCAL YEAR 2020-21**

## **ADOPTED BUDGET**

**This budget will raise more total property taxes than last year's budget by \$346,780.97, and of that amount \$61,447.92 is tax revenue to be raised from new property added to the tax roll this year.**

**DIRECTORY OF PUBLIC OFFICIALS**  
**September 8, 2020**

---

**ELECTED COUNTY OFFICIALS**

County Judge.....Jim Lovell  
Commissioner Precinct #1.....Gary Lovell  
Commissioner Precinct #2.....Willie Kitchen  
Commissioner Precinct #3.....Pat Perry  
Commissioner Precinct #4.....Jimmy Henderson  
County Clerk.....Terri Meadows  
District Clerk.....Carolyn Rains  
County Attorney.....Daphne Session  
District Attorney 349<sup>th</sup> Judicial District.....Donna Gordon Kaspar  
County Court @ Law.....Sarah T. Clark  
District Judge, 3<sup>rd</sup> Judicial District.....Mark Alan Calhoon  
District Judge, 349<sup>th</sup> Judicial District.....Pam Foster Fletcher  
County Treasurer.....Janis Omelina  
Tax Assessor /Collector.....Danette Millican  
Sheriff.....Justin Killough  
Justice of the Peace, Precinct #1.....Clyde Black  
Constable Precinct #1.....Morris Luker  
Justice of the Peace, Precinct #2.....Ronnie Jordan  
Constable Precinct #2.....Kenneth Smith  
County Surveyor.....Charles R. Hodges

**APPOINTED COUNTY OFFICIALS**

County Auditor.....Melissa Jeter  
Juvenile Probation Department.....Thomas Streetman  
County Extension Agent Agriculture.....Jo Smith  
County Extension Agent – Family & Consumer Science.....Tasha Brent  
Emergency Management Coordinator & Fire Marshal.....Roger Dickey  
Veteran Service Officer.....John McMillen  
Elections Administration.....Cynthia Lum  
Building Maintenance Supervisor.....Terrell McKnight



**HOUSTON COUNTY**  
**AD VALOREM TAX ALLOCATION BUDGET**  
**FISCAL YEAR ENDING SEPTEMBER 30, 2021**

**ADOPTED BUDGET - 09/08/2020**

This budget is calculated on an adjusted tax valuation of

	<b>\$1,552,204,618.00</b>
2020 Certified Values	\$1,546,674,720.00
2020 Rolling Stock Value	\$5,529,898.00

OPERATING RATE: 0.45734  
 I & S (DEBT) RATE: 0.07466

<b>ADOPTED FY 2021 TAX RATE:</b>	<b>0.53200</b>	53.2000%	\$8,257,728.57
<i>NO NEW REVENUE RATE:</i>	0.51313	\$ 7,964,827.56	
<i>VOTER APPROVAL RATE:</i>	0.53258	\$ 8,266,731.35	
<i>DE MINIMIS RATE:</i>	0.63687	\$ 9,885,525.55	
Collection Rate ----->	95.00%		\$7,844,842.14

**TAX BREAKDOWN:**

General Fund	0.37578	70.636%	\$5,541,295.67
Road & Bridge Funds	0.08156	15.330%	\$1,202,614.30
Debt Service Fund	0.07466	14.034%	\$1,100,932.17
	<u>0.53200</u>	<u>100.000%</u>	<u>\$7,844,842.14</u>

**DISTRIBUTION OF TAX:**

Operating (General & Road & Bridge)	85.96617%	\$6,743,909.97
Debt Service	14.03383%	\$1,100,932.17
	<u>100.00000%</u>	<u>\$7,844,842.14</u>

**DISTRIBUTION OF DELINQUENT TAX:**

		<b>\$115,000.00</b>
General Fund	70.63617%	\$81,231.59
Debt Service	14.03383%	\$16,138.91
	<u>84.67000%</u>	<u>\$97,370.50</u>

**U. S. TREASURY IN LIEU OF TAX :**

		<b>\$38,000.00</b>
General Fund	100.00000%	\$38,000.00
Debt Service	0.00000%	\$0.00
	<u>100.00000%</u>	<u>\$38,000.00</u>

**HOUSING AUTHORITY - CROCKETT & GRAPELAND IN LIEU OF TAX:**

		<b>\$5,000.00</b>
General Fund	100.00000%	\$5,000.00
Debt Service	0.00000%	\$0.00
	<u>100.00000%</u>	<u>\$5,000.00</u>

**DISTRIBUTION OF R&B FUNDS:**

R&B #1	19%
R&B #2	25%
R&B #3	29%
R&B #4	27%

  
 JIM LOVELL, COUNTY JUDGE

TAX YEAR	ADOPTED 2013	ADOPTED 2014	ADOPTED 2015	ADOPTED 2016	ADOPTED 2017	ADOPTED 2018	ADOPTED 2019
BUDGET YEAR 2013-2014	2014-2015	2015-2016	2016-2017	2017-2018	2018-2019	2019-2020	
Maintenance & Operations Rate (M&O)	39.63200	39.931	43.656	45.400	47.67	48.040	46.010
Interest & Sinking Fund Rate (I&S)	6.86800	6.569	6.744	7.000	6.330	5.960	7.990
<b>TOTAL TAX RATE</b>	<b>41.6000</b>	<b>46.5000</b>	<b>50.4000</b>	<b>52.4000</b>	<b>54.000</b>	<b>54.000</b>	<b>54.000</b>

# ORDER ADOPTING THE BUDGET FOR FISCAL YEAR 2021

## HOUSTON COUNTY, TEXAS

On this the 8<sup>th</sup> day of September, 2020, AD, came to be considered the Budget of estimated revenues and expenditures for the period beginning October 1, 2020 and ending September 30, 2021, as it appearing to the Commissioner's Court that said Budget is in accordance with law, and has been duly prepared by the County Judge, assisted by the County Auditor, and fully filled for inspection, and the said Budget having been duly considered by the Commissioners Court on motion made, seconded and carried, it is ordered by the Commissioners Court that the said Budget be, and it is hereby, approved and adopted. It is further ordered by the Court that totals shown in said Budget be, and it is hereby, approved and adopted.

This budget has been prepared on an adjusted tax valuation of \$1,552,204,618.00

The proposed county Tax Rate for the 2020 County Ad Valorem Taxes Contained in this budget is .532000 on each \$100.00 valuation for M & O and I & S. The total tax rate is .532000 per \$100.00 valuation, to be apportioned as follows:

**PROPOSED TAX RATE:**

<i>General Fund</i>	<i>.45734</i>	<i>85.966%</i>
<i>Debt Service Fund</i>	<i>.07466</i>	<i>14.034%</i>
<i>Total Proposed Rate</i>	<i>.53200</i>	<i>100.00%</i>

The total amount of taxes levied for this budget, based on the above assessed valuation, is \$7,892,695.97. Of this amount, it is estimated that 95% or \$7,498,061.17 of the above Tax will be collected within the current year.

### COUNTY OF HOUSTON, TEXAS

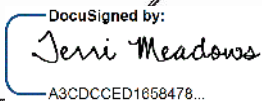


Gary Lovell, Commissioner



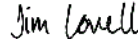
Pat Perry, Commissioner

ATTEST:



Terri Meadows, County Clerk

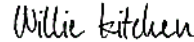
DocuSigned by:



BFF0EDA6A00347B...

Jim Lovell, County Judge

DocuSigned by:



41F008E4A1DE4B7...

Willie Kitchen, Commissioner

DocuSigned by:



E4F3F835C4DF486...

Jimmy Henderson, Commissioner

September 8, 2020

Date:

# BUDGET CERTIFICATION

## HOUSTON COUNTY, TEXAS FISCAL YEAR 2021 BUDGET


Beginning October 1, 2020 to September 30, 2021

STATE OF TEXAS

COUNTY OF HOUSTON


We, Jim Lovell, County Judge, Terri Meadows, County Clerk, and Melissa Jeter, County Auditor of Houston County, do hereby certify that the attached budget is a true and correct copy of the budget of Houston County, Texas as passed and approved by the Houston County Commissioners Court on the 8<sup>th</sup> day of September 2020 A.D., as the same appears on file in the office of the Houston County Clerk.


  
Jim Lovell, County Judge

  
Melissa Jeter, County Auditor

  
Terri Meadows, County Clerk

SUBSCRIBED AND SWORN to before me the undersigned authority this the 8<sup>th</sup> day of September, 2020.



  
Notary Public in and for Houston County, Texas

# 2020 Tax Rate Calculation Worksheet

## Taxing Units Other Than School Districts or Water Districts

Form 50-856

**HOUSTON COUNTY**

936/644-3266 EXT 258

Taxing Unit Name

Phone (area code and number)

401 East Gollad Ave., Sta. 101, Crockett TX 75895

www.co.houston.tx.us

Taxing Unit's Address, City, State, ZIP Code

Taxing Unit's Website Address

**GENERAL INFORMATION:** Tax Code Section 26.04(c) requires an officer or employee designated by the governing body to calculate the no-new-revenue (NNR) tax rate and voter-approval tax rate for the taxing unit. These tax rates are expressed in dollars per \$100 of taxable value calculated. The calculation process starts after the chief appraiser delivers to the taxing unit the certified appraisal roll and the estimated values of properties under protest. The designated officer or employee shall certify that the officer or employee has accurately calculated the tax rates and used values shown for the certified appraisal roll or certified estimate. The officer or employee submits the rates to the governing body by Aug. 7 or as soon thereafter as practicable.

School districts do not use this form, but instead use Comptroller Form 50-859 *Tax Rate Calculation Worksheet, School District without Chapter 313 Agreements* or Comptroller Form 50-884 *Tax Rate Calculation Worksheet, School District with Chapter 313 Agreements*.

Water districts as defined under Water Code Section 49.001(1) do not use this form, but instead use Comptroller Form 50-858 *Water District Voter-Approval Tax Rate Worksheet for Low Tax Rate and Developing Districts* or Comptroller Form 50-860 *Developed Water District Voter-Approval Tax Rate Worksheet*.

The Comptroller's office provides this worksheet to assist taxing units in determining tax rates. The information provided in this worksheet is offered as technical assistance and not legal advice. Taxing units should consult legal counsel for interpretations of law regarding tax rate preparation and adoption.

### SECTION 1: No-New-Revenue Tax Rate

The NNR tax rate enables the public to evaluate the relationship between taxes for the prior year and for the current year based on a tax rate that would produce the same amount of taxes (no new taxes) if applied to the same properties that are taxed in both years. When appraisal values increase, the NNR tax rate should decrease.

The NNR tax rate for a county is the sum of the NNR tax rates calculated for each type of tax the county levies.

While uncommon, it is possible for a taxing unit to provide an exemption for only maintenance and operations taxes. In this case, the taxing unit will need to calculate the NNR tax rate separately for the maintenance and operations tax and the debt tax, then add the two components together.

Line	No-New-Revenue Tax Rate Worksheet	Amount/Rate
1.	2019 total taxable value. Enter the amount of 2019 taxable value on the 2019 tax roll today. Include any adjustments since last year's certification; exclude Tax Code Section 25.25(d) one-fourth and one-third over-appraisal corrections from these adjustments. Exclude any property value subject to an appeal under Chapter 42 as of July 25 (will add undisputed value in Line 6). This total includes the taxable value of homesteads with tax ceilings (will deduct in Line 2) and the captured value for tax increment financing (will deduct taxes in Line 17). <sup>1</sup>	\$ 1,461,610,365
2.	2019 tax ceilings. Counties, cities and junior college districts. Enter 2019 total taxable value of homesteads with tax ceilings. These include the homesteads of homeowners age 65 or older or disabled. Other taxing units enter 0. If your taxing unit adopted the tax ceiling provision in 2019 or a prior year for homeowners age 65 or older or disabled, use this step. <sup>2</sup>	\$ 0
3.	Preliminary 2019 adjusted taxable value. Subtract Line 2 from Line 1.	\$ 1,461,610,365
4.	2019 total adopted tax rate.	\$ 0.64000 /\$100
5.	2019 taxable value lost because court appeals of ARB decisions reduced 2019 appraised value.	
	A. Original 2019 ARB values.....	\$ 0
	B. 2019 values resulting from final court decisions.....	-\$ 0
	C. 2019 value loss. Subtract B from A. <sup>3</sup>	\$ 0
6.	2019 taxable value subject to an appeal under Chapter 42, as of July 25.	
	A. 2019 ARB certified value.....	\$ 0
	B. 2019 disputed value.....	-\$ 0
	C. 2019 undisputed value. Subtract B from A. <sup>4</sup>	\$ 0
7.	2019 Chapter 42 related adjusted values. Add Line 5 and Line 6.	\$ 0

<sup>1</sup> Tax Code § 26.012(1)  
<sup>2</sup> Tax Code § 26.012(14)  
<sup>3</sup> Tax Code § 26.012(13)  
<sup>4</sup> Tax Code § 26.012(13)

No. New Revenue Tax Rate Worksheet		Amount/Rate
8.	2019 taxable value, adjusted for actual and potential court-ordered adjustments. Add Line 3 and Line 7.	\$ 1,461,610,366
9.	2019 taxable value of property in territory the taxing unit deannexed after Jan. 1, 2019. Enter the 2019 value of property in deannexed territory. <sup>5</sup>	\$ 0
10.	2019 taxable value lost because property first qualified for an exemption in 2020. If the taxing unit increased an original exemption, use the difference between the original exempted amount and the increased exempted amount. Do not include value lost due to freepart, goods-in-transit, temporary disaster exemptions. Note that lowering the amount or percentage of an existing exemption in 2020 does not create a new exemption or reduce taxable value. A. Absolute exemptions. Use 2019 market value:..... \$ 292,220 B. Partial exemptions, 2020 exemption amount or 2020 percentage exemption times 2019 value:..... + \$ 1,928,280 C. Value loss. Add A and B. <sup>6</sup>	\$ 2,220,500
11.	2019 taxable value lost because property first qualified for agricultural appraisal (1-d or 1-d-1), timber appraisal, recreational/scenic appraisal or public access airport special appraisal in 2020. Use only properties that qualified in 2020 for the first time; do not use properties that qualified in 2019. A. 2019 market value:..... \$ 451,920 B. 2020 productivity or special appraised value:..... - \$ 0 C. Value loss. Subtract B from A. <sup>7</sup>	\$ 451,920
12.	Total adjustments for lost value. Add Lines 9, 10C and 11C.	\$ 2,672,420
13.	Adjusted 2019 taxable value. Subtract Line 12 from Line 8.	\$ 1,458,937,946
14.	Adjusted 2019 total levy. Multiply Line 4 by Line 13 and divide by \$100.	\$ 7,878,264.90
15.	Taxes refunded for years preceding tax year 2019. Enter the amount of taxes refunded by the taxing unit for tax years preceding tax year 2019. Types of refunds include court decisions, Tax Code Section 25.25(b) and (c) corrections and Tax Code Section 31.11 payment errors. Do not include refunds for tax year 2019. This line applies only to tax years preceding tax year 2019. <sup>8</sup>	\$ 27,380.63
16.	Taxes in tax increment financing (TIF) for tax year 2019. Enter the amount of taxes paid into the tax increment fund for a reinvestment zone as agreed by the taxing unit. If the taxing unit has no 2020 captured appraised value in Line 18D, enter 0. <sup>9</sup>	\$ 0.00
17.	Adjusted 2019 levy with refunds and TIF adjustment. Add Lines 14, and 15, subtract Line 16. <sup>10</sup>	\$ 7,905,645.53
18.	Total 2020 taxable value on the 2020 certified appraisal roll today. This value includes only certified values or certified estimate of values and includes the total taxable value of homesteads with tax callings (will deduct in Line 20). These homesteads include homeowners age 65 or older or disabled. <sup>11</sup> A. Certified values:..... \$ 1,546,674,720 B. Counties; include railroad rolling stock values certified by the Comptroller's office:..... + \$ 5,529,898 C. Pollution control and energy storage system exemption: Deduct the value of property exempted for the current tax year for the first time as pollution control or energy storage system property:..... - \$ 0 D. Tax increment financing: Deduct the 2020 captured appraised value of property taxable by a taxing unit in a tax increment financing zone for which the 2020 taxes will be deposited into the tax increment fund. Do not include any new property value that will be included in Line 23 below. <sup>12</sup> ..... - \$ 0 E. Total 2020 value. Add A and B, then subtract C and D.	\$ 1,552,204,618

<sup>5</sup> Tax, Tax Code § 26.012(13)  
<sup>6</sup> Tax, Tax Code § 26.012(13)  
<sup>7</sup> Tax, Tax Code § 26.012(13)  
<sup>8</sup> Tax, Tax Code § 25.072(13)  
<sup>9</sup> Tax, Tax Code § 26.03(c)  
<sup>10</sup> Tax, Tax Code § 26.012(13)  
<sup>11</sup> Tax, Tax Code § 26.012, 26.04(a-2)  
<sup>12</sup> Tax, Tax Code § 26.03(c)

Line	No-New-Revenue Tax Rate Worksheet	Amount/Rate
19.	<b>Total value of properties under protest or not included on certified appraisal roll.</b> <sup>12</sup> A. 2020 taxable value of properties under protest. The chief appraiser certifies a list of properties still under ARB protest. The list shows the appraisal district's value and the taxpayer's claimed value, if any, or an estimate of the value if the taxpayer wins. For each of the properties under protest, use the lowest of these values. Enter the total value under protest. <sup>13</sup> ..... \$ <u>7,053,090</u> B. 2020 value of properties not under protest or included on certified appraisal roll. The chief appraiser gives taxing units a list of those taxable properties that the chief appraiser knows about but are not included in the appraisal roll certification. These properties also are not on the list of properties that are still under protest. On this list of properties, the chief appraiser includes the market value, appraised value and exemptions for the preceding year and a reasonable estimate of the market value, appraised value and exemptions for the current year. Use the lower market, appraised or taxable value (as appropriate). Enter the total value of property not on the certified roll. <sup>14</sup> ..... + \$ <u>0</u> C. Total value under protest or not certified. Add A and B. \$ <u>7,053,090</u>	
20.	2020 tax ceilings. Counties, cities and junior colleges enter 2020 total taxable value of homesteads with tax ceilings. These include the homesteads of homeowners age 65 or older or disabled. Other taxing units enter 0. If your taxing unit adopted the tax ceiling provision in 2019 or a prior year for homeowners age 65 or older or disabled, use this step. <sup>15</sup>	\$ <u>0</u>
21.	2020 total taxable value. Add Lines 18E and 19C. Subtract Line 20. <sup>16</sup>	\$ <u>1,559,257,708</u>
22.	Total 2020 taxable value of properties in territory annexed after Jan. 1, 2019. Include both real and personal property. Enter the 2020 value of property in territory annexed. <sup>17</sup>	\$ <u>0</u>
23.	Total 2020 taxable value of new improvements and new personal property located in new improvements. New means the item was not on the appraisal roll in 2019. An improvement is a building, structure, fixture or fence erected on or affixed to land. New additions to existing improvements may be included if the appraised value can be determined. New personal property in a new improvement must have been brought into the taxing unit after Jan. 1, 2019 and be located in a new improvement. New improvements do include property on which a tax abatement agreement has expired for 2020. <sup>18</sup>	\$ <u>11,550,360</u>
24.	Total adjustments to the 2020 taxable value. Add Lines 22 and 23.	\$ <u>11,550,360</u>
25.	Adjusted 2020 taxable value. Subtract Line 24 from Line 21.	\$ <u>1,540,654,268</u>
26.	2020 NNR tax rate. Divide Line 17 by Line 25 and multiply by \$100. <sup>19</sup>	\$ <u>0.51313</u> /\$100
27.	COUNTIES ONLY. Add together the NNR tax rates for each type of tax the county levies. The total is the 2020 county NNR tax rate. <sup>21</sup>	\$ <u>0.51313</u> /\$100

**SECTION 2: Voter-Approval Tax Rate**

The voter-approval tax rate is the highest tax rate that a taxing unit may adopt without holding an election to seek voter approval of the rate. The voter-approval tax rate is split into two separate rates:

- Maintenance and Operations (M&O) Tax Rate:** The M&O portion is the tax rate that is needed to raise the same amount of taxes that the taxing unit levied in the prior year plus the applicable percentage allowed by law. This rate accounts for such things as salaries, utilities and day-to-day operations.
- Debt Rate:** The debt rate includes the debt service necessary to pay the taxing unit's debt payments in the coming year. This rate accounts for principal and interest on bonds and other debt secured by property tax revenue.

The voter-approval tax rate for a county is the sum of the voter-approval tax rates calculated for each type of tax the county levies. In most cases the voter-approval tax rate exceeds the no-new-revenue tax rate, but occasionally decreases in a taxing unit's debt service will cause the NNR tax rate to be higher than the voter-approval tax rate.

Line	Voter-Approval Tax Rate Worksheet	Amount/Rate
28.	2019 M&O tax rate. Enter the 2019 M&O tax rate.	\$ <u>0.46010</u> /\$100
29.	2019 taxable value, adjusted for actual and potential court-ordered adjustments. Enter the amount in Line 8 of the <i>No-New-Revenue Tax Rate Worksheet</i> .	\$ <u>1,481,610,365</u>

<sup>12</sup> Tex. Tax Code § 26.01(c) and (d)  
<sup>13</sup> Tex. Tax Code § 26.01(c)  
<sup>14</sup> Tex. Tax Code § 26.01(d)  
<sup>15</sup> Tex. Tax Code § 26.01(a)  
<sup>16</sup> Tex. Tax Code § 26.012(a)(10)  
<sup>17</sup> Tex. Tax Code § 26.012(a)  
<sup>18</sup> Tex. Tax Code § 26.012(a)(7)  
<sup>19</sup> Tex. Tax Code § 26.012(a)(7)  
<sup>20</sup> Tex. Tax Code § 26.01(c)  
<sup>21</sup> Tex. Tax Code § 26.01(d)



Voter-Approval Tax Rate Worksheet		Amount/Rate
30.	Total 2019 M&O levy. Multiply Line 28 by Line 29 and divide by \$100	\$ 6,724,869.29
31.	Adjusted 2019 levy for calculating NNR M&O rate.	
A.	2019 sales tax specifically to reduce property taxes. For cities, counties and hospital districts, enter the amount of additional sales tax collected and spent on M&O expenses in 2019, if any. Other taxing units, enter 0. Counties must exclude any amount that was spent for economic development grants from the amount of sales tax spent.....	+ \$ 1,415,509.34
B.	M&O taxes refunded for years preceding tax year 2019. Enter the amount of M&O taxes refunded in the preceding year for taxes before that year. Types of refunds include court decisions, Tax Code Section 25.25(b) and (c) corrections and Tax Code Section 31.11 payment errors. Do not include refunds for tax year 2019. This line applies only to tax years preceding tax year 2019.....	+ \$ 27,380.63
C.	2019 taxes in TIF. Enter the amount of taxes paid into the tax increment fund for a reinvestment zone as agreed by the taxing unit. If the taxing unit has no 2020 captured appraised value in Line 18D, enter 0.....	- \$ 0.00
D.	2019 transferred function. If discontinuing all of a department, function or activity and transferring it to another taxing unit by written contract, enter the amount spent by the taxing unit discontinuing the function in the 12 months preceding the month of this calculation, if the taxing unit did not operate this function for this 12-month period, use the amount spent in the last full fiscal year in which the taxing unit operated the function. The taxing unit discontinuing the function will subtract this amount in E below. The taxing unit receiving the function will add this amount in E below. Other taxing units enter 0.....	+/- \$ 0.00
E.	2019 M&O levy adjustments. Add A and B, then subtract C. For taxing unit with D, subtract if discontinuing function and add if receiving function.....	\$ 1,442,889.97
F.	Add Line 30 to 31E.	\$ 8,167,759.26
32.	Adjusted 2020 taxable value. Enter the amount in Line 25 of the No-New-Revenue Tax Rate Worksheet.	\$ 1,640,654,258
33.	2020 NNR M&O rate (unadjusted). Divide Line 31F by Line 32 and multiply by \$100.	\$ 0.53014 /\$100
34.	Rate adjustment for state criminal justice mandate. <sup>23</sup>	
A.	2020 state criminal justice mandate. Enter the amount spent by a county in the previous 12 months providing for the maintenance and operation cost of keeping inmates in county-paid facilities after they have been sentenced. Do not include any state reimbursement received by the county for the same purpose.....	\$ 0.00
B.	2019 state criminal justice mandate. Enter the amount spent by a county in the 12 months prior to the previous 12 months providing for the maintenance and operation cost of keeping inmates in county-paid facilities after they have been sentenced. Do not include any state reimbursement received by the county for the same purpose. Enter zero if this is the first time the mandate applies.....	- \$ 0.00
C.	Subtract B from A and divide by Line 32 and multiply by \$100.....	\$ 0.00000 /\$100
D.	Enter the rate calculated in C. If not applicable, enter 0.	\$ 0.00000 /\$100
35.	Rate adjustment for indigent health care expenditures. <sup>24</sup>	
A.	2020 indigent health care expenditures. Enter the amount paid by a taxing unit providing for the maintenance and operation cost of providing indigent health care for the period beginning on July 1, 2019 and ending on June 30, 2020, less any state assistance received for the same purpose.....	\$ 0.00
B.	2019 indigent health care expenditures. Enter the amount paid by a taxing unit providing for the maintenance and operation cost of providing indigent health care for the period beginning on July 1, 2018 and ending on June 30, 2019, less any state assistance received for the same purpose.....	- \$ 0.00
C.	Subtract B from A and divide by Line 32 and multiply by \$100.....	\$ 0.00000 /\$100
D.	Enter the rate calculated in C. If not applicable, enter 0.	\$ 0.00000 /\$100

<sup>23</sup> Reserved for expansion  
<sup>24</sup> Tax Code § 26.044  
<sup>25</sup> Tax Code § 26.042

Line	Amount/Rate
<b>36. Rate adjustment for county indigent defense compensation.<sup>25</sup></b> A. 2020 indigent defense compensation expenditures. Enter the amount paid by a county to provide appointed counsel for indigent individuals for the period beginning on July 1, 2019 and ending on June 30, 2020, less any state grants received by the county for the same purpose. .... \$ <u>277,845.61</u> B. 2019 indigent defense compensation expenditures. Enter the amount paid by a county to provide appointed counsel for indigent individuals for the period beginning on July 1, 2018 and ending on June 30, 2019, less any state grants received by the county for the same purpose. .... \$ <u>402,819.36</u> C. Subtract B from A and divide by Line 32 and multiply by \$100. .... \$ <u>-0.00812/\$100</u> D. Multiply B by 0.05 and divide by Line 32 and multiply by \$100. .... \$ <u>0.00130/\$100</u> E. Enter the lesser of C and D. If not applicable, enter 0. .... \$ <u>0.00000/\$100</u>	
<b>37. Rate adjustment for county hospital expenditures.<sup>26</sup></b> A. 2020 eligible county hospital expenditures. Enter the amount paid by the county or municipality to maintain and operate an eligible county hospital for the period beginning on July 1, 2019 and ending on June 30, 2020. .... \$ <u>0.00</u> B. 2019 eligible county hospital expenditures. Enter the amount paid by the county or municipality to maintain and operate an eligible county hospital for the period beginning on July 1, 2018 and ending on June 30, 2019. .... \$ <u>0.00</u> C. Subtract B from A and divide by Line 32 and multiply by \$100. .... \$ <u>0.00000/\$100</u> D. Multiply B by 0.08 and divide by Line 32 and multiply by \$100. .... \$ <u>0.00000/\$100</u> E. Enter the lesser of C and D. If applicable, if not applicable, enter 0. .... \$ <u>0.00000/\$100</u>	
<b>38. Adjusted 2020 NNR M&amp;O rate. Add Lines 33, 34D, 35D, 36E, and 37E.</b>	\$ <u>0.53014</u> /\$100
<b>39. 2020 voter-approval M&amp;O rate. Enter the rate as calculated by the appropriate scenario below.</b> <b>Special Taxing Unit.</b> If the taxing unit qualifies as a special taxing unit, multiply Line 38 by 1.08. - or - <b>Other Taxing Unit.</b> If the taxing unit does not qualify as a special taxing unit, multiply Line 38 by 1.035. - or - <b>Taxing unit affected by disaster declaration.</b> If the taxing unit is located in an area declared as disaster area, the governing body may direct the person calculating the voter-approval rate to calculate in the manner provided for a special taxing unit. The taxing unit shall continue to calculate the voter-approval rate in this manner until the earlier of 1) the second year in which total taxable value on the certified appraisal roll exceeds the total taxable value of the tax year in which the disaster occurred, and 2) the third tax year after the tax year in which the disaster occurred. If the taxing unit qualifies under this scenario, multiply Line 38 by 1.08. <sup>27</sup>	\$ <u>0.54870</u> /\$100
<b>40. Total 2020 debt to be paid with property taxes and additional sales tax revenue. Debt means the interest and principal that will be paid on debts that:</b> (1) are paid by property taxes, (2) are secured by property taxes, (3) are scheduled for payment over a period longer than one year, and (4) are not classified in the taxing unit's budget as M&O expenses. A. Debt also includes contractual payments to other taxing units that have incurred debts on behalf of this taxing unit, if those debts meet the four conditions above. Include only amounts that will be paid from property tax revenue. Do not include appraisal district budget payments. Enter debt amount. .... \$ <u>1,164,221.50</u> B. Subtract unencumbered fund amounts used to reduce total debt. .... -\$ <u>0.00</u> C. Subtract certified amount spent from sales tax to reduce debt (enter zero if none) .... -\$ <u>0.00</u> D. Subtract amount paid from other resources. .... -\$ <u>0.00</u> E. Adjusted debt. Subtract B, C and D from A. .... \$ <u>1,164,221.50</u>	

<sup>25</sup> Tex. Tax Code § 26.0442  
<sup>26</sup> Tex. Tax Code § 26.0443  
<sup>27</sup> Tex. Tax Code § 26.04(1-b)  
<sup>28</sup> Tex. Tax Code § 26.012(10) and 26.04(b)

Voter-Approval Tax Rate Worksheet		Amount/Rate
41.	Certified 2019 excess debt collections. Enter the amount certified by the collector. <sup>20</sup>	\$ 0.00
42.	Adjusted 2020 debt. Subtract Line 41 from Line 40E.	\$ 1,164,221.50
43.	2020 anticipated collection rate. A. Enter the 2020 anticipated collection rate certified by the collector. <sup>21</sup> ..... 100% B. Enter the 2019 actual collection rate. .... 98% C. Enter the 2018 actual collection rate. .... 101% D. Enter the 2017 actual collection rate. .... 89% E. If the anticipated collection rate in A is lower than actual collection rates in B, C and D, enter the lowest collection rate from B, C and D. If the anticipated rate in A is higher than at least one of the rates in the prior three years, enter the rate from A. Note that the rate can be greater than 100%. <sup>22</sup>	100%
44.	2020 debt adjusted for collections. Divide Line 42 by Line 43E.	\$ 1,164,221.50
45.	2020 total taxable value. Enter the amount on Line 21 of the No-New-Revenue Tax Rate Worksheet.	\$ 1,559,257,708
46.	2020 debt rate. Divide Line 44 by Line 45 and multiply by \$100.	\$ 0.07466 /\$100
47.	2020 voter-approval tax rate. Add Lines 39 and 46.	\$ 0.62336 /\$100
48.	COUNTIES ONLY. Add together the voter-approval tax rates for each type of tax the county levies. The total is the 2020 county voter-approval tax rate.	\$ 0.62336 /\$100

**SECTION 3: NNR Tax Rate and Voter-Approval Tax Rate Adjustments for Additional Sales Tax to Reduce Property Taxes**

Cities, counties and hospital districts may levy a sales tax specifically to reduce property taxes. Local voters by election must approve imposing or abolishing the additional sales tax. If approved, the taxing unit must reduce its NNR and voter-approval tax rates to offset the expected sales tax revenue. This section should only be completed by a county, city or hospital district that is required to adjust its NNR tax rate and/or voter-approval tax rate because it adopted the additional sales tax.

Additional Sales and Use Tax Worksheet		Amount/Rate
49.	Taxable Sales. For taxing units that adopted the sales tax in November 2019 or May 2020, enter the Comptroller's estimate of taxable sales for the previous four quarters. <sup>23</sup> Estimates of taxable sales may be obtained through the Comptroller's Allocation Historical Summary webpage. Taxing units that adopted the sales tax before November 2019, skip this line.	\$
50.	Estimated sales tax revenue. Counties exclude any amount that is or will be spent for economic development grants from the amount of estimated sales tax revenue. <sup>24</sup>  Taxing units that adopted the sales tax in November 2019 or in May 2020. Multiply the amount on Line 49 by the sales tax rate (.01, .005 or .0025, as applicable) and multiply the result by .95. <sup>25</sup> - or - Taxing units that adopted the sales tax before November 2019. Enter the sales tax revenue for the previous four quarters. Do not multiply by .95.	\$ 1,415,509.34
51.	2020 total taxable value. Enter the amount from Line 21 of the No-New-Revenue Tax Rate Worksheet.	\$ 1,559,257,708
52.	Sales tax adjustment rate. Divide Line 50 by Line 51 and multiply by \$100.	\$ 0.09078 /\$100
53.	2020 NNR tax rate, unadjusted for sales tax. <sup>26</sup> Enter the rate from Line 26 or 27, as applicable, on the No-New-Revenue Tax Rate Worksheet.	\$ 0.51319 /\$100
54.	2020 NNR tax rate, adjusted for sales tax. Taxing units that adopted the sales tax in November 2019 or in May 2020. Subtract Line 52 from Line 53. Skip to Line 55 if you adopted the additional sales tax before November 2019.	\$ /\$100

<sup>20</sup> Tex. Tax Code § 26.04(b)  
<sup>21</sup> Tex. Tax Code §§ 26.04(h), (i-1) and (i-2)  
<sup>22</sup> (Reserved for expansion)  
<sup>23</sup> Tex. Tax Code § 26.04(i)  
<sup>24</sup> Tex. Tax Code § 26.04(f)  
<sup>25</sup> Tex. Tax Code § 26.04(d)  
<sup>26</sup> Tex. Tax Code § 26.04(c)

Additional Sales and Use Tax Worksheet		Amount/Rate
55.	2020 voter-approval tax rate, not adjusted for sales tax. <sup>35</sup> Enter the rate from Line 47 or 48, as applicable, of the Voter-Approval Tax Rate Worksheet.	\$ 0.62336/\$100
56.	2020 voter-approval tax rate, adjusted for sales tax. Subtract Line 52 from Line 55.	\$ 0.53258/\$100

**SECTION 4: Voter-Approval Rate Adjustment for Pollution Control**

A taxing unit may raise its rate for M&O funds used to pay for a facility, device or method for the control of air, water or land pollution. This includes any land, structure, building, installation, excavation, machinery, equipment or device that is used, constructed, acquired or installed wholly or partly to meet or exceed pollution control requirements. The taxing unit's expenses are those necessary to meet the requirements of a permit issued by the Texas Commission on Environmental Quality (TCEQ). The taxing unit must provide the tax assessor with a copy of the TCEQ letter of determination that states the portion of the cost of the installation for pollution control.

This section should only be completed by a taxing unit that uses M&O funds to pay for a facility, device or method for the control of air, water or land pollution.

Voter-Approval Rate Adjustment for Pollution Control Requirements Worksheet		Amount/Rate
57.	Certified expenses from the Texas Commission on Environmental Quality (TCEQ). Enter the amount certified in the determination letter from TCEQ. <sup>37</sup> The taxing unit shall provide its tax assessor-collector with a copy of the letter. <sup>38</sup>	\$ 0.00
58.	2020 total taxable value. Enter the amount from Line 21 of the No-New-Revenue Tax Rate Worksheet.	\$ 0
59.	Additional rate for pollution control. Divide Line 57 by Line 58 and multiply by \$100.	\$ 0.00000/\$100
60.	2020 voter-approval tax rate, adjusted for pollution control. Add Line 59 to one of the following lines (as applicable): Line 47, Line 48 (counties) or Line 56 (taxing units with the additional sales tax).	\$ 0.00000/\$100

**SECTION 5: Voter-Approval Tax Rate Adjustment for Unused Increment Rate**

The unused increment rate is the rate equal to the difference between the adopted tax rate and voter-approval tax rate before the unused increment rate for the prior three years.<sup>39</sup> In a year where a taxing unit adopts a rate by applying any portion of the unused increment rate, the unused increment rate for that year would be zero.

For each tax year before 2020, the difference between the adopted tax rate and voter-approval rate is considered zero, therefore the unused increment rate for 2020 is zero.<sup>40</sup>

This section should only be completed by a taxing unit that does not meet the definition of a special taxing unit.<sup>41</sup>

Unused Increment Rate Worksheet		Amount/Rate
61.	2019 unused increment rate. Subtract the 2019 actual tax rate and the 2019 unused increment rate from the 2019 voter-approval tax rate. If the number is less than zero, enter zero. If the year is prior to 2020, enter zero.	\$ 0.00000/\$100
62.	2018 unused increment rate. Subtract the 2018 actual tax rate and the 2018 unused increment rate from the 2018 voter-approval tax rate. If the number is less than zero, enter zero. If the year is prior to 2020, enter zero.	\$ 0.00000/\$100
63.	2017 unused increment rate. Subtract the 2017 actual tax rate and the 2017 unused increment rate from the 2017 voter-approval tax rate. If the number is less than zero, enter zero. If the year is prior to 2020, enter zero.	\$ 0.00000/\$100
64.	2020 unused increment rate. Add Lines 61, 62 and 63.	\$ 0.00000/\$100
65.	2020 voter-approval tax rate, adjusted for unused increment rate. Add Line 64 to one of the following lines (as applicable): Line 47, Line 48 (counties), Line 56 (taxing units with the additional sales tax) or Line 60 (taxing units with pollution control).	\$ 0.00000/\$100

**SECTION 6: De Minimis Rate**

The de minimis rate is the rate equal to the sum of the no-new-revenue maintenance and operations rate, the rate that will raise \$500,000, and the current debt rate for a taxing unit.<sup>42</sup> This section should only be completed by a taxing unit that is a municipality of less than 30,000 or a taxing unit that does not meet the definition of a special taxing unit.<sup>43</sup>

De Minimis Rate Worksheet		Amount/Rate
66.	Adjusted 2020 NNR M&O tax rate. Enter the rate from Line 38 of the Voter-Approval Tax Rate Worksheet	\$ 0.53014/\$100

<sup>35</sup> Tex. Tax Code § 26.045(d)  
<sup>36</sup> Tex. Tax Code § 26.045(f)  
<sup>37</sup> Tex. Tax Code § 26.013(a)  
<sup>38</sup> Tex. Tax Code § 26.013(c)  
<sup>39</sup> Tex. Tax Code § 26.063(a)(1)  
<sup>40</sup> Tex. Tax Code § 26.012(b-4)  
<sup>41</sup> Tex. Tax Code § 26.063(d)(1)

Line	De Minimis Rate Worksheet	Amount/Rate
67.	2020 total taxable value. Enter the amount on Line 21 of the No-New-Revenue Tax Rate Worksheet.	\$ 1,559,257,708
68.	Rate necessary to impose \$500,000 in taxes. Divide \$500,000 by Line 67 and multiply by \$100.	\$ .032086/\$100
69.	2020 debt rate. Enter the rate from Line 46 of the Voter-Approval Tax Rate Worksheet.	\$ 0.07468/\$100
70.	De minimis rate. Add Lines 68, 69 and 69.	\$ 0.63687/\$100

**SECTION 7: Total Tax Rate**

Indicate the applicable total tax rates as calculated above.

No-new-revenue tax rate. . . . .	\$ 0.51313/\$100
As applicable, enter the 2020 NNRT tax rate from Line 26, Line 27 (counties), or Line 54 (adjusted for sales tax).	
Voter-approval tax rate. . . . .	\$ 0.53258/\$100
As applicable, enter the 2020 voter-approval tax rate from Line 47, Line 48 (counties), Line 56 (adjusted for sales tax), Line 60 (adjusted for pollution control), or Line 65 (adjusted for unused increment).	
De minimis rate. . . . .	\$ 0.63687/\$100
If applicable, enter the de minimis rate from Line 70.	

**SECTION 8: Taxing Unit Representative Name and Signature**

Enter the name of the person preparing the tax rate as authorized by the governing body of the taxing unit. By signing below, you certify that you are the designated officer or employee of the taxing unit and have calculated the tax rates in accordance with requirements in Tax Code.<sup>41</sup>

**print here** → Danette Millican, Tax Assessor-Collector  
 Printed Name of Taxing Unit Representative

**sign here** → *Danette Millican*  
 Taxing Unit Representative

July 31, 2020  
 Date

<sup>41</sup> Tax Code § 26.04(d)

# Notice About 2020 Tax Rates

(current year)

Property Tax Rates in HOUSTON COUNTY  
(taxing unit's name)

This notice concerns the 2020 property tax rates for Houston County  
(current year) (taxing unit's name)

This notice provides information about two tax rates used in adopting the current tax year's tax rate. The no-new-revenue tax rate would impose the same amount of taxes as last year if you compare properties taxed in both years. In most cases, the voter-approval tax rate is the highest tax rate a taxing unit can adopt without holding an election. In each case, these rates are calculated by dividing the total amount of taxes by the current taxable value with adjustments as required by state law. The rates are given per \$100 of property value.

Taxing units preferring to list the rates can expand this section to include an explanation of how these tax rates were calculated.

This year's no-new-revenue tax rate ..... \$ 51.313 /\$100

This year's voter-approval tax rate ..... \$ 53.258 /\$100

To see the full calculations, please visit www.co.houston.tx.us for a copy of the Tax Rate Calculation Worksheet.  
(website address)

## Unencumbered Fund Balances

The following estimated balances will be left in the taxing unit's accounts at the end of the fiscal year. These balances are not encumbered by corresponding debt obligation.

Type of Fund	Balance
General Fund and Road & Bridge	\$ 1,186,814.00

## Current Year Debt Service

The following amounts are for long-term debts that are secured by property taxes. These amounts will be paid from upcoming property tax revenues (or additional sales tax revenues, if applicable).

Description of Debt	Principal or Contract Payment to be Paid From Property Taxes	Interest to be Paid From Property Taxes	Other Amounts to be Paid	Total Payment
2008 Justice Center Bond	\$ 510,000.00	\$ 12,750.00	\$	\$ 522,750.00
2015 Refinance 2008 Justice Center Bond	55,000.00	304,287.50		359,287.50
2019 Tax Note - Road Repairs	245,000.00	37,184.00		282,184.00

(expand as needed)

Total required for <u>2020</u> debt service.....	\$	<u>1,164,221.50</u>
<i>(current year)</i>		
- Amount (if any) paid from funds listed in unencumbered funds .....	\$	<u>0.00</u>
- Amount (if any) paid from other resources .....	\$	<u>0.00</u>
- Excess collections last year.....	\$	<u>0.00</u>
= Total to be paid from taxes in <u>2020</u> .....	\$	<u>1,164,221.50</u>
<i>(current year)</i>		
+ Amount added in anticipation that the taxing unit will collect		
only <u>100</u> % of its taxes in <u>2020</u> .....	\$	<u>0.00</u>
<i>(collection rate)</i> <i>(current year)</i>		
= Total Debt Levy .....	\$	<u>1,164,221.50</u>

This notice contains a summary of the no-new-revenue and voter-approval calculations as certified by Danette Millican, Tax Assessor-Collector August 7, 2020  
*(designated individual's name and position) (date)*

**HOUSTON COUNTY, TEXAS**  
**FY 2021 ADOPTED BUDGET**  
*as of 9/8/2020*

**TABLE OF CONTENTS**

<b>Directory of Public Officials</b>	i
<b>Tax Rate History</b>	ii
<b><u>010- REVENUES - GENERAL FUND</u></b>	<b>1</b>
301 - Property Taxes	1
318 - Other Taxes	1
332 - Payment in Lieu of Taxes	1
333 - State Funds - Dedicated	1
340 - Fees of Office	2
342 - County Jail Fees	2
360 - Miscellaneous Revenues	3
380 - Other Financing Sources	3
390 - Transfers In From Other Funds	3
<b><u>010 - EXPENDITURES - GENERAL FUND</u></b>	
400 - County Judge	3
403 - County Clerk	4
404 - Veteran's Services Officer	5
405 - Information Technology Department	5
410 - Non Departmental	6
415 - Human Resources Dept	7
425 - County Court at Law	8
435 - District Court	8
450 - District Clerk	9
461 - Justice of the Peace-Precinct 1	9
462 - Justice of the Peace-Precinct 2	10
465 - County Juvenile Board	11
475 - County Attorney	11
480 - District Attorney	12
490 - Elections	12
495 - County Auditor	13
497 - County Treasurer	13
499 - County Tax Assessor/Collector	14
510 - Courthouse	15
511 - Insurance	15
512 - Utilities	16
551 - Constable, Precinct #1	16
552 - Constable, Precinct #2	17
560 - Sheriff's Department	17
561 - County Jail	18
565 - Department of Public Safety	19
566 - Texas Rangers	20
570 - Adult Probation-CSDC	20
665 - County Extension Service	20
670 - Parks & Wildlife - Game Wardens	21
700 - Transfers	21
<b><u>TOTAL GENERAL FUND EXPENDITURES</u></b>	<b>22</b>



**HOUSTON COUNTY, TEXAS**  
**FY 2021 ADOPTED BUDGET**  
**as of 9/8/2020**

**TABLE OF CONTENTS**

<b>SPECIAL REVENUE FUNDS:</b>	
011 R & B HIGHWAY NO. 1	23
012 R & B HIGHWAY NO. 2	26
013 R & B HIGHWAY NO. 3	29
014 R & B HIGHWAY NO. 4	32
020 HOUSTON COUNTY JURY FUND	35
025 HOUSTON COUNTY AIRPORT	38
026 HOUSTON COUNTY SENIOR FUND	40
027 HOUSTON COUNTY AGING SERVICES FUND	42
030 COURTHOUSE SECURITY FUND	44
035 BAIL BOND BOARD	46
040 LAW LIBRARY FUND	47
045 HOTEL OCCUPANCY TAX FUND	48
050 COMMUNITY DEVELOPMENT FUND	49
055 HOUSTON COUNTY HISTORICAL COMMISSION FUND	50
060 JUSTICE COURT SECURITY FUND	51
065 JUSTICE COURT TECHNOLOGY FUND	52
067 LOCAL TRUANCY PREVENTION/DIVERSION FUND	53
070 CO & DISTRICT COURT TECHNOLOGY FUND	54
075 FAMILY PROTECTION FUND	55
080 CHILD ABUSE PREVENTION FUND	56
090 ELECTION SERVICES CONTRACT FUND	57
100 RIGHT OF WAY SPECIAL FUND	58
105 ROAD AND BRIDGE FINES FUND	59
110 ROAD AND BRIDGE SPECIAL FUND (TIMBER MONEY)	60
140 RECORDS MANAGEMENT FUND	61
145 RECORDS MGT FUND: CNTY CLK	62
150 RECORDS MGT FUND: DIST CLK	64
155 VITAL RECORDS: COUNTY CLERK	65
160 RECORDS ARCHIVE FEE FUND-COUNTY CLERK	66
165 RECORDS ARCHIVE FEE FUND-DISTRICT CLERK	67
195 COUNTY ATTORNEY PRE-TRIAL INTERVENTION FEE FUND	68
200 COUNTY ATTORNEY HOT CHECK FUND	69
205 DISTRICT ATTORNEY HOT CHECK FUND	70
210 COUNTY ATTORNEY FORFEITURE FUND	71
230 DISTRICT ATTORNEY FORFEITURE FUND	72
235 DISTRICT ATTORNEY FORFEITURE TRUST FUND	73
240 DISTRICT ATTORNEY SALARY SUPP FUND	74
250 SHERIFF FORFEITURE FUND	76
<b>DEBT SERVICE &amp; CONSTRUCTION FUNDS:</b>	
300 DEBT SERVICE FUND	77
310 PERMANENT IMPROVEMENT FUND	78
330 CONSTRUCTION FUND-ROAD-TAX NOTE 2018/19	79

**HOUSTON COUNTY, TEXAS**  
**FY 2021 ADOPTED BUDGET**  
**as of 9/8/2020**

**TABLE OF CONTENTS**

<b>FIDUCIARY FUNDS:</b>	
400 CONSTABLE PCT #1 LEOSE	81
405 CONSTABLE PCT #2 LEOSE	82
410 COUNTY ATTORNEY LEOSE	83
415 DISTRICT ATTORNEY LEOSE FUND	84
420 DISTRICT ATTORNEY APPORTIONMENT FUND	85
425 LAW ENFORCEMENT LEOSE	87
430 FIRE MARSHAL/EMER MGMT LEOSE	88
500 CRIMINAL JUSTICE PLANNING FUND	89
505 12TH COURT OF APPEALS FUND	90
510 HOUSTON COUNTY UNCLAIMED FUND	91
<b>GRANT FUNDS</b>	
600 HOUSTON COUNTY GRANTS FUND	92
640 FEMA - DR1791 - HURRICANE IKE	96
645 CORONAVIRUS RELIEF FUND (CRF)	104
650 EMERGENCY MGT GRANT	105
660 VICTIM ASSISTANCE GRANT	108
680 HAVA FEDERAL VOTING GRANT	111
690 911 ADDRESSING MAINT GRANT	112
710 ENERGY PERFORMANCE PROJECT-2018/19	114
750 GRANT-JUVENILE PROBATION	115
751 JUVENILE PROBATION COUNTY FUNDING	119
802 GRANT-TCDF-TDA-ROAD PROJECT 2018/19	122
TOTAL EXPENDITURES	123
<b>ADDITIONAL INFORMATION:</b>	
OUTSTANDING OBLIGATIONS OF THE COUNTY	124
CASH ON HAND - 7/31/2020	125

Account Number and Title	T C	Actual Exper YEAR - 2018	Actual Exper YEAR - 2019	Org Budget YEAR - 2020	Amended Budget YEAR - 2020	Actual Exper YEAR - 2020	Prop Budget YEAR - 2021
REPORTING FUND: 0010 GENERAL FUND							
0301 PROPERTY TAXES							
0301 CURRENT	I	6,003,355.45	6,091,332.02	6,388,625.82	6,388,625.82	6,237,221.53	6,743,909.97
0302 DELINQUENT	I	164,041.17	141,376.33	110,000.00	110,000.00	163,499.42	110,000.00
0303 PENALTY / INTEREST-DELINQUENT TAXES	I	113,204.68	125,541.46	90,000.00	90,000.00	129,382.39	90,000.00
0306 REFUND PRIOR YR TAXES	I	0.00	11,242.01-	0.00	0.00	0.00	
PROPERTY TAXES		6,280,601.30	6,347,007.80	6,588,625.82	6,588,625.82	6,530,103.34	6,943,909.97
0318 OTHER TAXES							
0308 SALES TAX	I	1,145,824.26	1,593,666.32	1,000,000.00	1,000,000.00	961,439.53	860,000.00
0343 BOAT SALES TAX	I	1,104.63	978.50	1,000.00	1,000.00	651.83	1,000.00
0344 BEER & WINE FEE/MIXED BEV TAX	I	20,784.90	15,447.64	10,000.00	10,000.00	11,761.32	10,000.00
OTHER TAXES		1,167,713.79	1,610,092.46	1,011,000.00	1,011,000.00	973,852.68	871,000.00
0332 PAYMENT IN LIEU OF TAXES							
0304 HOUSING AUTH-CROCKETT/GRAPELAND	I	4,467.77	4,505.37	5,000.00	5,000.00	4,897.58	5,000.00
0305 US TREASURY	I	224,017.00	58,857.00	38,000.00	38,000.00	38,379.00	35,000.00
PAYMENT IN LIEU OF TAXES		228,484.77	63,362.37	43,000.00	43,000.00	43,276.58	40,000.00
0333 STATE FUNDS - GRANTS							
0332 STATE SUPPLMT-CO ATTORNEY	I	70,000.00	70,000.00	84,000.00	84,000.00	84,000.00	84,000.00
0333 STATE SUPPLMT-CO CT AT LAW JUDGE	I	84,000.00	84,000.00	84,000.00	84,000.00	63,000.00	84,000.00
0334 STATE SUPPLMT-CO JUDGE	I	30,250.00	25,321.04	25,200.00	25,200.00	25,200.00	25,200.00
0335 STATE SUPPLMT-DISTRICT ATTNY	I	4,560.53	3,858.91	0.00	0.00	0.00	
0369 STATE SUPPLMT-ADA/ACA LONGEVITY	I	3,360.00	2,616.88	0.00	3,100.00	3,100.00	
0393 STATE-CPS-LEGAL SERV CONTRACT	I	5,167.85	0.00	0.00	0.00	0.00	
0755 STATE RENTAL FEES-DPS	I	3,600.35	0.00	4,800.00	4,800.00	18,000.00	24,000.00
0756 STATE RENTAL FEES-HHSC-WIC BLDG	I	12,516.00	0.00	0.00	0.00	0.00	
0767 SOS-CHAP 19 REVENUES	I	6,809.60	3,205.23	3,000.00	3,000.00	0.00	
STATE FUNDS - GRANTS		220,264.33	189,002.06	201,000.00	204,100.00	193,300.00	217,200.00

Account Number and Title	T	C	Actual Exper YEAR - 2018	Actual Exper YEAR - 2019	Org Budget Amended Budget YEAR - 2020	Actual Exper YEAR - 2020	Prop Budget YEAR - 2021
REPORTING FUND: 0010 GENERAL FUND							
0340 FEES OF OFFICE							
0310 COUNTY JUDGE	I		828.00	708.46	1,000.00	803.00	1,000.00
0311 SHERIFF	I		42,929.58	45,236.32	40,000.00	37,242.36	35,000.00
0312 COUNTY ATTORNEY	I		1,500.90	2,156.10	1,500.00	1,048.75	1,000.00
0313 COUNTY CLERK	I		166,729.06	167,518.98	140,000.00	149,252.77	110,000.00
0314 TAX A/C-FEES-COMMISSION	I		200,537.53	197,837.12	200,000.00	204,878.54	204,000.00
0315 TAX CERTS/TITLE FEES	I		7,804.91	8,078.51	6,000.00	6,326.38	8,000.00
0317 DISTRICT CLERK	I		68,368.72	54,341.59	55,000.00	38,007.41	40,000.00
0318 CONSTABLE PCT 1	I		15,128.00	19,284.20	15,000.00	11,587.00	12,000.00
0319 CONSTABLE PCT 2	I		6,860.00	7,770.00	6,500.00	4,930.00	5,000.00
0320 JUDICIAL EDUCATION	I		410.00	440.10	500.00	400.00	500.00
0321 VIDEO FEE - COURT COST	I		81.50	140.51	100.00	138.49	100.00
0322 CO COMMISSION & WARRANT FEES	I		28,937.74	30,858.14	35,000.00	24,625.90	32,000.00
0323 CO RECORDS MGMT FEES	I		0.00	0.00	0.00	278.25	500.00
0324 BOND FORFEITURES	I		393.75	0.00	1,000.00	9,200.00	1,000.00
0325 EFILE RECOVERY FEES	I		5,582.52	4,533.50	3,000.00	197.32	100.00
0326 TIME PAYMENT FEES COLLECTED	I		0.00	0.00	0.00	1,336.40	2,000.00
0362 JUSTICE OF THE PEACE PREC 1	I		88,280.90	82,758.04	80,000.00	72,976.38	70,000.00
0363 JUSTICE OF THE PEACE PREC 2	I		79,344.52	76,401.24	75,000.00	63,778.93	60,000.00
0372 BOAT REGISTRATION FEES	I		0.00	0.00	0.00	0.00	2,000.00
FEES OF OFFICE			713,717.63	698,062.81	659,600.00	627,007.88	584,200.00
0342 COUNTY JAIL FEES							
0327 HOUSING INMATES	I		51,987.60	51,987.60	51,168.00	47,655.30	102,000.00
0328 HOUSING INMATES - OUT OF COUNTY	I		3,675.00	1,365.00	1,500.00	97,405.00	120,000.00
0329 INMATE PHONE	I		45,967.81	31,427.12	40,000.00	34,294.40	30,000.00
0330 INMATE MEDICAL FEES	I		36,339.04	1,681.67	5,000.00	1,578.06	2,500.00
0331 STATE- INMATE TRANSPORT REIMB	I		4,571.00	4,779.05	4,500.00	3,054.18	3,500.00
0359 SSI INMATE INCENTIVE/REWARD	I		800.00	3,800.00	1,600.00	4,000.00	3,200.00
COUNTY JAIL FEES			143,340.45	95,040.44	103,768.00	187,986.94	261,200.00

Account Number and Title	T C	Actual Exper YEAR - 2018	Actual Exper YEAR - 2019	Org Budget Amended Budget YEAR - 2020	Actual Exper YEAR - 2020	Prop Budget YEAR - 2021
REPORTING FUND: 0010 GENERAL FUND						
0360 MISCELLANEOUS						
0335 INTEREST - BANK ACCT	I	6,938.33	9,522.86	8,000.00	30,160.68	28,000.00
0336 DONATIONS	I	0.00	2,560.00	0.00	0.00	
0338 INSURANCE REFUNDS	I	32,446.55	30,498.84	13,539.60	45,945.82	
0339 MISCELLANEOUS	I	23,034.55	4,174.56	8,217.13	13,431.55	6,000.00
0340 REFUNDS	I	0.00	3,671.11	0.00	0.00	
0341 SURPLUS/SALVAGE/INVENTORY	I	11,785.50	875.00	0.00	1,300.99	
0342 TAX SALE EXCESS PROCEEDS	I	5,215.86	0.00	0.00	0.00	
0364 FRENCHISE FEES-GARBAGE-COMM ACCTS	I	0.00	13,850.86	15,000.00	14,057.96	16,000.00
0392 AMBULANCE CONTRACT-HOSPITAL DISTRICT	I	245,000.04	192,916.69	122,500.02	0.00	
0448 PROJECTED CARRYOVER-PRIOR YR	I	0.00	0.00	800,000.00	0.00	1,190,000.00
0800 TAX ABATEMENT-ALAMO PLANT	I	263,864.00	248,270.00	240,822.00	248,270.00	240,822.00
MISCELLANEOUS		588,284.83	506,339.92	1,186,322.02	353,167.00	1,480,822.00
0380 OTHER FINANCING SOURCES						
0370 LEASE/PURCHASE AGREEMENT	I	0.00	39,300.00	0.00	157,092.88	
OTHER FINANCING SOURCES		0.00	39,300.00	0.00	157,092.88	0.00
0390 TRANSFERS IN FROM OTHER FUNDS						
0399 TRANSFER: OTHER FUNDS	I	0.00	15,790.00	0.00	0.00	
0462 TRANSFER: FEMA FUND	I	3,259.03	0.00	0.00	0.00	
0470 TRANSFER: ROAD & BRIDGE	I	0.00	0.00	0.00	0.00	
TRANSFERS IN FROM OTHER FUNDS		3,259.03	15,790.00	0.00	0.00	0.00
0400 COUNTY JUDGE						
0471 SALARY: ELECTED OFFICIAL	E	51,501.06	52,935.26	55,157.74	53,036.25	55,157.74
0475 SALARY: EMPLOYEES	E	37,699.70	36,364.82	37,891.58	36,434.25	37,891.58
0477 SALARY: LONGEVITY	E	960.00	1,232.00	1,424.00	1,424.00	2,020.00
0478 SALARY: PART TIME	E	0.00	0.00	1,000.00	0.00	1,000.00
0485 SALARY: SUPPLEMENTS	E	24,230.75	26,338.40	25,200.00	24,230.75	26,200.00
0486 FICA	E	8,596.15	8,928.25	9,314.14	8,763.63	9,436.24
0487 GROUP HEALTH	E	16,459.60	17,565.40	18,095.52	17,334.82	18,494.40

Account Number and Title	T C	Actual Exper		Org Budget Amended Budget		Actual Exper		Prop Budget	
		YEAR - 2018	YEAR - 2019	YEAR - 2020	YEAR - 2020	YEAR - 2020	YEAR - 2020	YEAR - 2021	
REPORTING FUND: 0010 GENERAL FUND									
0488 LIFE INSURANCE	E	236.83	237.12	240.00	240.00	182.76	240.00		240.00
0489 RETIREMENT	E	6,718.97	7,096.40	7,545.67	7,545.67	7,188.23	7,601.41		7,601.41
0490 UNEMPLOYMENT	E	69.85	122.93	135.00	135.00	104.32	133.60		133.60
0491 WORKMAN'S COMP	E	980.19	976.17	974.00	974.00	699.03	912.79		912.79
0492 SALARY: CELL PHONE ALLOWANCE	E	1,038.75	1,086.24	1,080.00	1,080.00	1,038.75	1,080.00		1,080.00
PERSONNEL EXPENSES	E	148,491.85	152,882.99	158,057.65	158,057.65	150,436.79	160,167.76		160,167.76
0510 SUPPLIES & DOE	E	980.23	886.23	800.00	800.00	348.46	800.00		800.00
0540 SMALL EQUIPMENT	E	0.00	0.00	0.00	0.00	1,054.99			
0603 CONTRACT & PROFESSIONAL SERVICE	E	0.00	0.00	0.00	0.00	0.00			1,544.08
0632 COMPUTER SOFTWARE/MAINT	E	4,019.25	3,533.62	3,800.00	3,800.00	2,381.30	2,600.00		2,600.00
0662 RENTALS/LEASE PURCHASE	E	4,999.48	4,419.85	4,600.00	4,600.00	3,784.75	4,944.08		4,944.08
DEPARTMENTAL EXPENSES									
COUNTY JUDGE		153,491.33	157,302.84	162,657.65	163,717.65	154,221.54	165,111.84		165,111.84
0403 COUNTY CLERK									
0471 SALARY: ELECTED OFFICIAL	E	47,767.44	51,021.39	53,163.47	53,163.47	51,118.75	53,163.47		53,163.47
0475 SALARY: EMPLOYEES	E	63,570.22	66,569.00	64,713.01	64,713.01	63,354.52	64,712.96		64,712.96
0477 SALARY: LONGEVITY	E	3,704.00	4,488.00	2,728.00	2,728.00	2,728.00	3,650.00		3,650.00
0478 SALARY: PARTTIME	E	0.00	0.00	0.00	0.00	0.00			9,296.77
0486 FICA	E	8,597.70	8,548.73	9,226.24	9,226.24	7,479.14	27,741.60		27,741.60
0487 GROUP HEALTH	E	24,700.98	21,022.12	27,143.28	27,143.28	23,775.30	360.00		360.00
0488 LIFE INSURANCE	E	284.52	289.19	360.00	360.00	316.38	7,489.07		7,489.07
0489 RETIREMENT	E	6,827.34	7,343.17	7,474.46	7,474.46	7,250.63	197.44		197.44
0490 UNEMPLOYMENT	E	110.29	231.21	225.00	225.00	740.59	899.30		899.30
0491 WORKMAN'S COMP	E	982.41	1,084.91	955.00	955.00	0.00			
0492 SALARY: CELL PHONE ALLOWANCE	E	0.00	0.00	0.00	0.00	0.00			
PERSONNEL EXPENSES	E	156,544.90	160,597.72	165,988.46	165,988.46	156,960.50	167,510.61		167,510.61
0510 SUPPLIES & DOE	E	3,661.62	2,238.91	2,500.00	2,500.00	2,463.61	2,500.00		2,500.00
0540 EQUIPMENT	E	2,514.94	2,571.05	0.00	1,376.31	1,370.90	600.00		600.00
0632 COMPUTER SOFTWARE/MAINT	E	2,850.00	0.00	0.00	0.00	0.00			
0662 RENTALS/LEASE PURCHASE	E	6,292.58	5,842.32	6,000.00	6,000.00	5,312.98	3,400.00		3,400.00
DEPARTMENTAL EXPENSES		15,319.14	10,652.28	8,500.00	9,876.31	9,147.49	6,500.00		6,500.00
COUNTY CLERK		171,864.04	171,250.00	174,488.46	175,864.77	166,107.99	174,010.61		174,010.61

Account Number and Title	T C	Actual Exper YEAR - 2018	Actual Exper YEAR - 2019	Org Budget Amended Budget YEAR - 2020	Actual Exper YEAR - 2020	Prop Budget YEAR - 2021
REPORTING FUND: 0010 GENERAL FUND						
0404 VETERANS SERVICES OFFICER						
0472 SALARY: APPOINTED OFFICIAL	E	15,653.19	10,587.48	15,941.97	15,328.75	15,941.97
0477 SALARY: LONGEVITY	E	1,096.00	1,192.00	0.00	0.00	0.00
0486 FICA	E	1,245.99	888.53	1,219.56	1,172.75	1,219.56
0487 GROUP HEALTH	E	8,233.66	2,185.70	0.00	0.00	0.00
0488 LIFE INSURANCE	E	62.22	11.85	0.00	0.00	0.00
0489 RETIREMENT	E	991.60	708.85	988.00	948.79	982.42
0490 UNEMPLOYMENT	E	29.57	30.97	57.39	38.51	47.83
0491 WORKER'S COMP	E	142.72	93.57	133.00	92.11	117.97
PERSONNEL EXPENSES		27,454.95	15,702.95	18,339.92	17,580.91	18,309.75
0510 SUPPLIES & DOE	E	50.64	1,055.00	400.00	795.38	1,000.00
0536 UNIFORMS	E	0.00	0.00	0.00	0.00	0.00
0540 EQUIPMENT	E	99.00	0.00	0.00	0.00	0.00
0625 CONT EDUC/TRAVEL/MEALS	E	1,986.82	1,448.31	3,000.00	616.44	2,400.00
0673 VETERANS RECOGNITION PROGRAM	E	272.94	0.00	1,000.00	0.00	1,000.00
0679 MEMBERSHIP/DUES	E	40.00	40.00	100.00	0.00	100.00
DEPARTMENTAL EXPENSES		2,449.40	2,543.31	4,500.00	1,411.82	4,500.00
VETERANS SERVICES OFFICER						
		29,904.35	18,246.26	22,839.92	18,992.73	22,809.75
0405 INFORMATION TECHNOLOGY						
0473 SALARY: DEPARTMENT HEAD	E	16,377.10	0.00	0.00	0.00	0.00
0474 SALARY: EMPLOYEE - EXEMPT	E	0.00	0.00	0.00	0.00	0.00
0475 SALARY: EMPLOYEE	E	9,360.48	30,900.01	32,197.35	30,959.00	33,584.79
0477 SALARY: LONGEVITY	E	0.00	0.00	128.00	128.00	280.00
0486 FICA	E	3,040.84	2,363.76	2,472.89	2,378.29	2,590.66
0487 GROUP HEALTH	E	5,163.94	8,782.88	9,047.76	8,679.08	9,247.20
0488 LIFE INSURANCE	E	88.92	118.56	120.00	108.68	120.00
0489 RETIREMENT	E	1,721.92	1,858.51	2,003.36	1,924.06	2,086.92
0490 UNEMPLOYMENT	E	46.10	91.05	111.00	78.21	101.59
0491 WORKMAN'S COMP	E	225.56	255.90	256.00	186.89	250.60
0492 SALARY: CELL PHONE ALLOWANCE	E	371.16	0.00	0.00	0.00	0.00
PERSONNEL EXPENSES		36,396.02	44,370.67	46,336.36	44,442.21	48,261.76
0510 SUPPLIES & DOE	E	965.94	303.13	1,000.00	431.97	600.00
0540 EQUIPMENT	E	1,216.34	725.04	500.00	1,054.85	1,000.00
0554 REPAIRS, PARTS & LABOR-AUTO	E	34.07	0.00	0.00	773.08	1,000.00
0603 CONTRACT & PROFESSIONAL SERVICE	E	65,125.00	75,215.76	80,000.00	75,000.00	80,000.00

Account Number and Title	T C	Actual Exper YEAR - 2018	Actual Exper YEAR - 2019	Org Budget Amended Budget YEAR - 2020	Actual Exper YEAR - 2020	Prop Budget YEAR - 2021
REPORTING FUND: 0010 GENERAL FUND						
0623 COMMUNICATION-MDT EXPENSE	E	639.80	622.59	1,000.00	519.15	1,000.00
0684 INSURANCE-AUTO DEPARTMENTAL EXPENSES	E	0.00	0.00	0.00	393.00	400.00
		67,981.15	76,866.52	83,839.45	78,172.05	84,000.00
INFORMATION TECHNOLOGY		104,377.17	121,237.19	128,836.36	122,614.26	132,261.76
0410 NON - DEPARTMENTAL						
0470 SALARY COMMITTEE ALLOCATIONS	E	0.00	0.00	0.00	0.00	0.00
0489 RETIREMENT	E	4.49	1.39	0.00	0.41	0.00
0498 RETIREE MEDICAL PAYMENTS	E	28,737.77	79,270.76	100,000.00	84,774.60	100,000.00
PERSONNEL EXPENSES	E	28,742.26	79,269.37	100,000.00	84,774.19	100,000.00
0525 COMPUTER SOFTWARE & MAINTENANCE	E	9,927.97	12,917.59	30,000.00	15,152.36	30,000.00
0540 EQUIPMENT-COMPUTER NETWORK	E	5,576.04	37,550.66	50,000.00	158,862.26	50,000.00
0572 EQUIPMENT-PHONE SYSTEM	E	2,222.00	165.69	1,000.00	0.00	1,000.00
0588 RECORDS MGMT-SHREDDING	E	3,147.04	2,646.66	2,000.00	3,202.22	3,500.00
0600 ATTORNEY FEES-CASES AGAINST COUNTY	E	10,045.00	8,763.92	10,000.00	10,000.00	10,000.00
0601 OUTSIDE AUDIT	E	29,168.21	34,112.11	35,000.00	32,287.97	35,000.00
0603 CONTRACT & PROFESSIONAL SERVICE	E	3,500.00	3,500.00	6,500.00	3,500.00	6,500.00
0604 HEALTH OFFICER - COUNTY	E	1,200.00	1,200.00	1,200.00	1,100.00	1,200.00
0605 AUTOPSY/INQUEST EXPENSES	E	41,385.00	36,759.75	35,000.00	28,530.00	35,000.00
0606 FUNERAL-FIRST CALL EXP	E	1,785.00	993.75	1,000.00	0.00	1,000.00
0608 APPRAISAL DISTRICT	E	181,919.00	175,500.80	197,500.00	150,988.71	219,388.24
0616 REDISTRICITNG PROJECT	E	0.00	0.00	18,500.00	5,000.00	18,500.00
0620 TELEPHONE/INTERNET ACCESS	E	53,244.34	60,456.91	50,000.00	53,421.33	60,000.00
0625 ELEC OFFICIAL-CONT EDUC/TRAVEL	E	21,649.26	31,862.60	30,000.00	16,692.09	30,000.00
0626 EMPLOYEE EDUCATION	E	15,541.20	13,221.27	15,000.00	5,431.31	15,000.00
0628 LEGISLATIVE ACTIVITY EXPENSES	E	0.00	0.00	0.00	0.00	0.00
0630 LEGAL ADVERTISING	E	1,276.75	2,129.73	2,500.00	1,733.90	3,000.00
0631 POSTAGE & RELATED EXP	E	35,980.89	43,745.27	50,000.00	37,806.26	50,000.00
0674 MENTAL COMMITMENTS	E	7,054.00	4,353.50	6,000.00	2,953.50	6,000.00
0675 COVID-19 EXPENSES	E	0.00	0.00	27,500.00	38,628.70	5,000.00
0678 BONDS	E	510.50	5,459.85	6,000.00	1,623.50	2,150.00
0679 DUES-MEMBERSHIPS-OFFICIALS	E	985.00	2,100.00	2,200.00	820.00	1,675.00
0680 DUES-DET&CO JUDGE & COMM ASSN	E	1,500.00	1,800.00	1,625.00	1,675.00	3,065.00
0681 DUES-TEXAS ASSN/NATL ASSN OF COUNTI	E	1,565.00	475.00	3,065.00	2,040.00	425.00
0682 DUES-REGIONAL WATER PLANNING GROUP	E	0.00	332.15	425.00	0.00	700.00
0683 DUES-PINEY WOODS CONSERV&DEV	E	500.00	500.00	700.00	500.00	750.00
0689 DUES-TEXAS FOREST COUNTRY PART	E	750.00	1,000.00	750.00	0.00	750.00



Account Number and Title	T C	Actual Exper YEAR - 2018	Actual Exper YEAR - 2019	Org Budget YEAR - 2020	Amended Budget YEAR - 2020	Actual Exper YEAR - 2020	Prop Budget YEAR - 2021
0690 DUES-ARCIT-ASSN RURAL COMM	E	0.00	0.00	395.00	395.00	0.00	395.00
0691 DUES-DETCOG	E	2,631.35	3,006.35	2,800.00	2,800.00	0.00	2,800.00
0692 DUES-NAT'L FOREST COUNTIES	E	0.00	0.00	1,100.00	1,100.00	0.00	1,100.00
0693 DUES-DAVY CRKV/TRIN CO-SOIL CONF	E	0.00	0.00	300.00	300.00	0.00	300.00
0694 DUES-AND/HOU CO SOIL CONSERV	E	0.00	400.00	400.00	400.00	0.00	400.00
0695 CREMATION EXPENSES	E	846.00	1,250.00	2,500.00	2,500.00	600.00	2,500.00
0701 INTERLOCAL-HOU CO CRIMESTOPPERS	E	0.00	0.00	2,000.00	2,000.00	0.00	2,000.00
0703 INTERLOCAL-HOU CO CHILD WELFARE BOA	E	0.00	2,500.00	2,500.00	2,500.00	0.00	2,500.00
0706 INTERLOCAL-ALCOHOL/DRUG ABUSE COUNC	E	0.00	0.00	2,500.00	2,500.00	0.00	2,500.00
0707 INTERLOCAL-MENTAL HEALTH / BURKE CE	E	21,196.00	21,196.00	21,196.00	21,196.00	21,196.00	21,196.00
0709 INTERLOCAL-SR CENTERS (GRPLND/RATCHI	E	2,000.00	2,000.00	4,000.00	4,000.00	2,000.00	4,000.00
0712 INTERLOCAL-SEARCH & RESCUE	E	0.00	0.00	950.00	950.00	680.00	950.00
0714 INTERLOCAL-AMBULANCE SERVICE	E	245,000.04	192,916.69	122,500.02	122,500.02	118,472.64	122,500.02
0797 GRANT EXP-MATCHING REQUIRED	E	0.00	0.00	0.00	0.00	0.00	0.00
0798 MISCELLANEOUS	E	34,800.99	27,923.11	4,429.96	1,928.01	1,111.64	7,507.37
0799 CONTINGENCY ACCOUNT	E	0.00	0.00	100,000.00	24,554.86	0.00	550,000.00
0880 LEASE PURCHASE-PRINCIPAL	E	0.00	30,000.00	32,000.00	32,000.00	32,000.00	66,418.58
0890 LEASE PURCHASE-INTEREST	E	0.00	3,480.18	46,257.00	35,657.00	31,778.62	47,463.41
DEPARTMENTAL EXPENSES		736,906.58	766,219.54	882,292.98	997,924.50	780,188.01	1,298,883.60
NON - DEPARTMENTAL		765,648.84	845,488.91	982,292.98	1,097,924.50	864,962.20	1,398,883.60
0415 HUMAN RESOURCES DEPT							
0485 SALARY: SUPPLEMENT	E	192.31-	0.00	0.00	0.00	0.00	0.00
0486 FICA	E	14.24-	0.00	0.00	0.00	0.00	0.00
0487 GROUP HEALTH	E	0.00	0.00	0.00	0.00	0.00	0.00
0488 LIFE INSURANCE	E	0.00	0.00	0.00	0.00	0.00	0.00
0489 RETIREMENT	E	13.46-	0.00	0.00	0.00	0.00	0.00
0490 UNEMPLOYMENT	E	0.00	0.00	0.00	0.00	0.00	0.00
0491 WORKERS COMP	E	0.00	0.00	0.00	0.00	0.00	0.00
PERSONNEL EXPENSES		220.01-	0.00	0.00	0.00	0.00	0.00
0510 SUPPLIES & JOB	E	0.00	698.56	500.00	1,033.28	785.18	1,000.00
0609 DRUG TESTING	E	490.00	874.70	2,000.00	1,064.68	410.00	1,000.00
0670 HEALTHY COUNTY PROGRAM	E	396.50-	151.42	1,500.00	1,500.00	25.88	1,500.00
0671 DEPT HEAD MEETING EXPENSES	E	467.31	183.23	1,000.00	960.00	140.42	1,000.00
0672 EMPLOYEE RECOGNITION PROGRAM	E	619.15	1,867.19	1,500.00	1,942.04	1,866.54	2,000.00
DEPARTMENTAL EXPENSES		1,179.96	3,775.10	6,500.00	6,500.00	3,228.02	6,500.00
HUMAN RESOURCES DEPT		959.95	3,775.10	6,500.00	6,500.00	3,228.02	6,500.00

Account Number and Title	T C	Actual Exper YEAR - 2018	Actual Exper YEAR - 2019	Org Budget YEAR - 2020	Amended Budget YEAR - 2020	Actual Exper YEAR - 2020	Prop Budget YEAR - 2021
REPORTING FUND: 0010 GENERAL FUND							
0425 COUNTY COURT AT LAW							
0471 SALARY: ELECTED OFFICIAL	E	56,894.77	60,579.91	60,117.45	60,117.45	60,695.50	60,117.50
0472 SALARY: APPOINTED OFFICIAL	E	47,397.33	55,534.56	57,866.17	57,866.17	55,640.50	57,866.12
0474 SALARY: EMPLOYEES - EXEMPT	E	0.00	0.00	0.00	0.00	0.00	0.00
0475 SALARY: EMPLOYEES	E	43,147.97	33,430.29	37,272.69	37,272.69	35,839.25	37,272.82
0477 SALARY: LONGEVITY	E	3,552.00	3,880.00	2,224.00	2,224.00	2,224.00	3,220.00
0478 SALARY: PART TIME EMPLOYEES	E	93.75	0.00	2,000.00	2,000.00	0.00	2,000.00
0485 SALARY: SUPPLEMENTS	E	80,553.87	88,880.66	119,290.60	119,290.60	111,812.25	119,290.50
0486 FICA	E	16,071.35	17,232.13	21,408.58	21,408.58	18,382.27	21,484.35
0487 GROUP HEALTH	E	24,706.12	24,515.05	27,143.28	27,143.28	26,030.92	27,741.60
0488 LIFE INSURANCE	E	355.75	345.82	360.00	360.00	326.04	360.00
0489 RETIREMENT	E	13,793.62	14,644.80	17,343.76	17,343.76	16,538.66	17,306.84
0490 UNEMPLOYMENT	E	161.57	265.76	330.00	330.00	231.75	287.25
0491 WORKMAN'S COMP	E	1,998.45	1,974.82	2,286.00	2,286.00	1,629.59	2,056.02
0492 SALARY: CELL PHONE ALLOWANCE	E	1,080.04	1,049.10	1,080.00	1,080.00	1,038.50	1,080.00
PERSONNEL EXPENSES		289,806.59	302,332.90	348,722.53	348,722.53	330,389.23	350,083.00
0510 SUPPLIES & DOE	E	730.90	1,450.02	2,000.00	1,413.66	661.70	2,000.00
0540 EQUIPMENT	E	1,364.74	235.18	0.00	1,486.34	1,479.86	600.00
0590 REFERENCE BOOKS	E	603.25	610.00	600.00	600.00	146.75	1,544.08
0632 COMPUTER SOFTWARE/MAINT	E	0.00	0.00	0.00	0.00	0.00	2,900.00
0662 RENTALS/LEASE PURCHASE	E	3,094.52	2,856.48	2,900.00	2,900.00	2,595.42	7,044.08
DEPARTMENTAL EXPENSES		5,793.41	5,151.68	5,500.00	6,400.00	4,883.73	357,127.08
COUNTY COURT AT LAW		295,600.00	307,484.58	354,222.53	355,122.53	335,272.96	357,127.08

0435 DISTRICT COURT							
0472 SALARY: APPOINTED OFFICIAL	E	33,501.38	36,152.33	38,200.70	38,200.70	36,221.25	39,513.82
0474 SALARY: EMPLOYEE EXEMPT	E	0.00	0.00	0.00	0.00	0.00	0.00
0475 SALARY: EMPLOYEES	E	37,300.74	39,177.65	40,822.51	40,822.51	39,252.50	40,822.60
0477 SALARY: LONGEVITY	E	3,728.00	4,232.00	4,712.00	4,712.00	4,712.00	6,490.00
0478 SALARY: PART TIME	E	0.00	0.00	0.00	0.00	0.00	0.00
0485 SALARY: SUPPLEMENT-DIST JUDGES	E	7,662.64	10,326.92	11,065.96	11,065.96	10,640.50	11,066.12
0486 FICA	E	6,411.99	7,001.04	7,380.81	7,380.81	7,071.46	7,617.30
0487 GROUP HEALTH	E	10,280.14	8,782.88	12,557.76	12,557.76	8,679.08	9,247.20
0488 LIFE INSURANCE	E	118.56	118.56	120.00	120.00	108.68	120.00
0489 RETIREMENT	E	4,965.93	5,508.71	5,979.42	5,979.42	5,713.66	6,136.16
0490 UNEMPLOYMENT	E	133.63	236.97	330.00	330.00	206.09	298.72

09/08/20  
 TIME:09:22 AM

HOUSTON COUNTY, TEXAS  
 FISCAL YEAR 2021-OCTOBER 1, 2020 THROUGH SEPTEMBER 30, 2021  
 ADOPTED BUDGET - SEPTEMBER 8, 2020

PAGE 9  
 PREPARER:0003

Account Number and Title	T C	Actual Exper		Org Budget Amended Budget		Actual Exper		Prop Budget	
		YEAR - 2018	YEAR - 2019	YEAR - 2020	YEAR - 2020	YEAR - 2020	YEAR - 2020	YEAR - 2021	YEAR - 2021
REPORTING FUND: 0010 GENERAL FUND									
0491 WORKMAN'S COMP	E	763.97	804.22	760.00	760.00	593.63		736.84	
0492 SALARY: CELL PHONE ALLOWANCE	E	1,679.86	1,689.10	1,680.00	1,680.00	1,615.25		1,680.00	
PERSONNEL EXPENSES		106,546.84	114,030.38	123,609.16	123,609.16	114,814.10		123,728.76	
0510 SUPPLIES & DOE	E	1,745.03	771.52	1,700.00	1,700.00	202.29		1,700.00	
0540 EQUIPMENT	E	0.00	0.00	0.00	470.00	463.98		800.00	
0590 REFERENCE BOOKS	E	155.00	187.27	800.00	800.00	800.00		800.00	
0628 TRAVEL-REIMBURSABLE EXPENSES	E	800.00	400.00	800.00	800.00	400.00		800.00	
0632 COMPUTER SOFTWARE/MAINT	E	0.00	0.00	0.00	0.00	0.00		1,544.07	
0662 RENTALS/LEASE PURCHASE	E	2,311.34	2,545.44	3,000.00	3,000.00	2,332.97		2,600.00	
DEPARTMENTAL EXPENSES		5,011.37	3,904.23	6,300.00	6,770.00	4,199.24		7,444.07	
DISTRICT COURT		111,558.21	117,934.61	129,909.16	130,379.16	119,013.34		131,172.83	
0450 DISTRICT CLERK									
0471 SALARY: ELECTED OFFICIAL	E	49,639.20	51,021.35	53,163.47	53,163.47	51,118.75		53,163.47	
0475 SALARY: EMPLOYEES	E	96,596.02	93,650.71	97,438.34	97,438.34	90,172.53		97,438.12	
0477 SALARY: LONGEVITY	E	4,160.00	4,640.00	3,640.00	3,640.00	3,640.00		4,910.00	
0478 SALARY: PART TIME	E	0.00	84.83	3,000.00	3,000.00	3,000.00		3,000.00	
0486 FICA	E	10,848.79	11,221.46	12,029.00	12,029.00	11,153.41		12,126.14	
0487 GROUP MEDICAL	E	32,934.64	32,941.82	36,191.04	36,191.04	32,454.38		36,988.80	
0488 LIFE INSURANCE	E	475.29	434.72	480.00	480.00	405.08		480.00	
0489 RETIREMENT	E	8,618.32	8,981.20	9,745.06	9,745.06	9,157.07		9,768.28	
0490 UNEMPLOYMENT	E	660.24	279.62	350.00	350.00	229.27		307.10	
0491 WORKMAN'S COMP	E	1,241.64	1,230.22	1,246.00	1,246.00	872.67		1,172.99	
PERSONNEL EXPENSES		205,174.14	204,485.93	217,282.91	217,282.91	202,203.16		219,354.90	
0510 SUPPLIES & DOE	E	1,748.50	2,365.54	4,000.00	3,706.61	1,317.49		4,000.00	
0540 EQUIPMENT	E	239.98	0.00	0.00	453.39	448.53		3,950.00	
0632 COMPUTER SOFTWARE/MAINT	E	20,240.00	20,240.00	20,240.00	20,240.00	20,240.00		7,950.00	
0662 RENTALS/LEASE PURCHASE	E	4,128.11	3,937.92	3,950.00	3,950.00	3,606.81		7,950.00	
DEPARTMENTAL EXPENSES		26,356.59	26,543.46	28,190.00	28,350.00	25,612.83		227,304.90	
DISTRICT CLERK		231,530.73	231,029.39	245,472.91	245,632.91	227,815.99		227,304.90	
0461 JP PRECINCT 1									
0471 SALARY: ELECTED OFFICIAL	E	47,767.44	51,021.35	53,163.47	53,163.47	51,118.75		53,163.50	
0475 SALARY: EMPLOYEES	E	34,490.16	33,964.12	35,390.08	35,390.08	34,029.00		35,390.08	
0477 SALARY: LONGEVITY	E	2,640.00	2,832.00	3,024.00	3,024.00	3,024.00		4,020.00	

Account Number and Title	T C	Actual Exper		Org Budget Amended Budget		Actual Exper		Prop Budget YEAR - 2021
		YEAR - 2018	YEAR - 2019	YEAR - 2020	YEAR - 2020	YEAR - 2020	YEAR - 2020	
REPORTING FUND: 0010 GENERAL FUND								
0484 SALARY: SUPPLMT: TRAVEL ALLOW	E	923.00	971.35	1,100.00	1,100.00	1,057.75	1,100.00	1,100.00
0486 FICA	E	5,844.51	6,154.60	7,135.74	7,135.74	6,846.86	7,211.95	7,211.95
0487 GROUP MEDICAL	E	16,467.32	17,499.00	18,095.52	18,095.52	17,358.16	18,494.40	18,494.40
0488 LIFE INSURANCE	E	165.96	165.96	240.00	240.00	152.13	240.00	240.00
0489 RETIREMENT	E	5,118.93	5,376.97	5,780.89	5,780.89	5,553.55	5,809.62	5,809.62
0490 UNEMPLOYMENT	E	60.30	103.65	130.00	130.00	91.95	113.76	113.76
0491 WORKERS COMP	E	740.17	737.50	740.00	740.00	541.87	697.63	697.63
0492 SALARY: CELL PHONE ALLOWANCE	E	577.00	603.38	600.00	600.00	577.00	600.00	600.00
PERSONNEL EXPENSES	E	114,794.79	119,429.88	125,399.70	125,399.70	120,351.02	126,840.94	126,840.94
0510 SUPPLIES & DOE	E	454.55	615.94	1,200.00	1,200.00	691.20	1,200.00	1,200.00
0540 EQUIPMENT/CAPITAL OUTLAY	E	0.00	344.99	0.00	0.00	0.00	250.00	250.00
0545 INVESTIGATOR EXPENSE	E	0.00	0.00	250.00	250.00	0.00	200.00	200.00
0590 REFERENCE BOOKS	E	0.00	0.00	200.00	200.00	0.00	720.00	720.00
0662 RENTALS/LEASE PURCHASE DEPARTMENTAL EXPENSES	E	775.92	716.23	720.00	720.00	650.97	720.00	720.00
		1,230.47	1,677.21	2,370.00	2,370.00	1,342.17	2,370.00	2,370.00
JP PRECINCT 1		116,025.26	121,107.09	127,769.70	127,769.70	121,693.19	129,210.94	129,210.94
0462 JP PRECINCT 2								
0471 SALARY: ELECTED OFFICIAL	E	47,767.44	51,021.35	53,163.47	53,163.47	51,118.75	53,163.47	53,163.47
0475 SALARY: EMPLOYEES	E	34,490.16	33,964.12	35,390.08	35,390.08	34,029.00	35,390.08	35,390.08
0477 SALARY: LONGEVITY	E	2,952.00	3,144.00	3,336.00	3,336.00	3,336.00	4,410.00	4,410.00
0484 SALARY: SUPPLMT: TRAVEL ALLOW	E	1,174.34	971.35	1,100.00	1,100.00	1,057.75	1,100.00	1,100.00
0486 FICA	E	6,552.63	6,828.71	7,159.61	7,159.61	6,861.75	7,241.78	7,241.78
0487 GROUP MEDICAL	E	16,467.32	17,565.76	18,095.52	18,095.52	17,358.16	18,494.40	18,494.40
0488 LIFE INSURANCE	E	237.12	199.06	240.00	240.00	179.30	240.00	240.00
0489 RETIREMENT	E	4,937.77	5,395.78	5,800.22	5,800.22	5,572.30	5,833.66	5,833.66
0490 UNEMPLOYMENT	E	60.30	103.37	130.00	130.00	91.43	113.19	113.19
0491 WORKERS COMP	E	740.17	739.77	745.00	745.00	543.98	700.51	700.51
0492 SALARY: CELL PHONE ALLOWANCE	E	577.00	603.38	600.00	600.00	577.00	600.00	600.00
PERSONNEL EXPENSES	E	115,956.25	120,536.65	125,759.90	125,759.90	120,725.42	127,287.09	127,287.09
0510 SUPPLIES & DOE	E	454.55	687.27	1,200.00	1,200.00	729.80	1,200.00	1,200.00
0540 EQUIPMENT/CAPITAL OUTLAY	E	0.00	344.99	0.00	0.00	0.00	250.00	250.00
0545 INVESTIGATOR EXPENSE	E	0.00	0.00	250.00	250.00	0.00	200.00	200.00
0590 REFERENCE BOOKS	E	0.00	0.00	200.00	200.00	0.00	720.00	720.00
0662 RENTALS/LEASE PURCHASE DEPARTMENTAL EXPENSES	E	775.89	716.22	720.00	720.00	650.95	720.00	720.00
		1,230.44	1,748.48	2,370.00	2,370.00	2,623.20	3,150.00	3,150.00
JP PRECINCT 2		117,186.69	122,285.13	128,129.90	129,304.90	123,348.62	130,437.09	130,437.09

Account Number and Title	T C	Actual Exper YEAR - 2018	Actual Exper YEAR - 2019	Org Budget Amended Budget YEAR - 2020	Actual Exper YEAR - 2020	Prop Budget YEAR - 2021
0465 COUNTY JUVENILE BOARD						
0465 SALARY: SUPPLEMENTS	E	14,999.40	15,081.82	15,000.00	14,422.50	15,000.00
0466 FICA	E	1,127.09	1,131.59	1,148.00	1,076.16	1,148.00
0487 GROUP MEDICAL	E	0.00	0.00	0.00	28.86	
0488 LIFE INSURANCE	E	0.00	0.00	0.00	0.00	
0489 RETIREMENT	E	889.20	907.16	929.59	892.49	924.34
0491 WORKMAN'S COMP	E	77.38	75.11	125.00	52.00	111.00
PERSONNEL EXPENSE		17,093.07	17,195.68	17,202.59	16,472.01	17,183.34
COUNTY JUVENILE BOARD		17,093.07	17,195.68	17,202.59	16,472.01	17,183.34
0475 COUNTY ATTORNEY						
0471 SALARY: ELECTED OFFICIAL	E	47,767.44	51,021.35	53,163.47	51,118.75	53,163.47
0474 SALARY: EMPLOYEE- EXEMPT	E	56,379.99	58,907.49	65,430.46	62,914.00	65,430.56
0475 SALARY: EMPLOYEES	E	65,250.98	58,727.82	61,193.50	58,651.44	61,193.60
0477 SALARY: LONGEVITY	E	2,480.00	2,056.00	2,344.00	2,344.00	3,510.00
0478 SALARY: PART TIME	E	0.00	0.00	900.00	0.00	900.00
0485 SALARY: SUPPLEMENTS	E	67,307.50	70,999.81	84,000.00	80,769.25	84,000.00
0486 FICA	E	17,859.26	17,516.68	20,427.91	18,549.48	20,517.12
0487 GROUP HEALTH	E	30,208.58	32,200.52	36,191.04	34,640.37	36,988.80
0488 LIFE INSURANCE	E	454.70	475.06	480.00	434.72	480.00
0489 RETIREMENT	E	14,189.16	14,537.68	16,549.27	15,829.80	16,527.68
0490 UNEMPLOYMENT	E	198.96	337.64	442.00	305.64	388.87
0491 WORKMAN'S COMP	E	1,998.67	1,946.81	2,146.00	1,504.24	1,984.66
PERSONNEL EXPENSES		304,095.24	308,726.86	343,267.65	327,161.69	345,084.76
0510 SUPPLIES & DOE	E	1,984.07	1,389.03	2,000.00	1,786.83	2,000.00
0540 EQUIPMENT	E	6,209.19	142.70	0.00	1,902.54	
0545 INVESTIGATION EXPENSES	E	0.00	0.00	0.00	0.00	2,500.00
0554 AUTO EXPENSE	E	1,703.61	1,287.48	2,000.00	933.18	2,000.00
0590 REFERENCE BOOKS/LEGAL RESEARCH	E	0.00	486.00	700.00	2,651.00	3,280.00
0632 COMPUTER SOFTWARE/MAINT	E	5,665.00	5,665.00	13,477.00	10,915.00	16,048.89
0662 RENTALS/LEASE PURCHASE	E	1,758.90	1,623.60	1,800.00	1,460.30	1,800.00
0684 AUTO INSURANCE PREMIUMS	E	146.00	208.00	250.00	207.00	250.00
0810 CAPITAL OUTLAY-AUTO	E	0.00	0.00	0.00	0.00	
DEPARTMENTAL EXPENSES		17,466.77	10,801.81	20,227.00	19,855.85	27,878.89
COUNTY ATTORNEY		321,562.01	319,528.67	363,494.65	347,017.54	372,963.65

Account Number and Title T Actual Exper YEAR - 2018 Actual Exper YEAR - 2019 Org Budget Amended Budget YEAR - 2020 Actual Exper YEAR - 2020 Prop Budget YEAR - 2021

REPORTING FUND: 0010 GENERAL FUND

0480 DISTRICT ATTORNEY

0474 SALARY: EMPLOYEES-EXEMPT	E	64,785.67	71,764.42	74,777.43	74,777.43	64,440.26	73,311.42
0475 SALARY: EMPLOYEES	E	106,985.21	104,642.79	109,036.20	109,036.20	104,721.36	109,036.20
0477 SALARY: LONGEVITY	E	8,184.00	8,912.88	6,720.00	9,820.00	9,820.00	8,430.00
0485 SALARY: SUPPLEMENTS	E	10,216.20	11,362.83	7,680.00	7,680.00	7,384.50	7,680.00
0486 FICA	E	14,498.65	14,948.95	15,200.06	15,200.06	14,163.58	15,218.70
0487 GROUP HEALTH	E	32,934.64	35,131.52	36,191.04	36,191.04	32,724.00	36,988.80
0488 LIFE INSURANCE	E	474.24	474.24	480.00	480.00	414.96	480.00
0489 RETIREMENT	E	11,289.68	11,859.94	12,314.04	12,314.04	11,547.89	12,259.50
0490 UNEMPLOYMENT	E	5,206.33	503.66	647.79	647.79	466.91	564.71
0491 WORKMAN'S COMP	E	1,545.01	1,628.32	1,595.76	1,595.76	1,171.20	1,472.14
0492 SALARY: CELL PHONE ALLOWANCE	E	461.50	482.60	480.00	480.00	460.87	480.00
PERSONNEL EXPENSES	E	256,581.13	261,712.15	265,122.32	268,222.32	247,315.53	265,921.47
0510 SUPPLIES & DOE	E	3,095.77	2,757.37	3,000.00	3,000.00	2,002.50	3,000.00
0540 EQUIPMENT	E	0.00	155.93	0.00	7,164.39	7,115.49	2,000.00
0554 AUTO EXPENSE	E	651.28	272.54	2,000.00	2,000.00	777.08	3,280.00
0590 REFERENCE BOOKS/LEGAL RESEARCH	E	459.00	1,621.40	700.00	3,280.00	2,496.00	16,048.89
0632 COMPUTER SOFTWARE/MAINT	E	5,665.00	5,665.00	12,665.00	12,665.00	10,915.00	3,460.00
0662 RENTALS/LEASE PURCHASE	E	3,691.24	3,458.28	3,460.00	3,460.00	3,167.50	273.00
0684 AUTO INSURANCE PREMIUMS	E	732.00	263.00	273.00	273.00	264.00	273.00
0810 CAPITAL OUTLAY-AUTO	E	0.00	0.00	0.00	0.00	0.00	28,061.89
DEPARTMENTAL EXPENSES	E	14,294.29	14,193.52	22,098.00	31,842.39	26,737.57	293,983.36
DISTRICT ATTORNEY		270,875.42	275,905.67	287,220.32	300,064.71	274,053.10	293,983.36

0490 ELECTIONS DEPT

0473 SALARY: DEPARTMENT HEAD	E	30,880.75	37,522.39	36,128.00	36,128.00	34,132.50	35,497.80
0477 SALARY: LONGEVITY	E	0.00	0.00	160.00	160.00	160.00	320.00
0478 SALARY: PART TIME	E	16,920.50	22,072.28	15,765.75	31,443.50	38,278.99	15,015.00
0486 FICA	E	4,042.75	4,470.62	4,028.02	5,124.27	5,467.52	3,934.62
0487 GROUP MEDICAL	E	4,064.62	8,798.65	9,047.76	9,047.76	8,679.08	9,247.20
0488 LIFE INSURANCE	E	73.11	118.99	120.00	120.00	108.68	120.00
0489 RETIREMENT	E	2,741.60	3,107.03	3,263.22	3,333.22	3,331.08	3,169.55
0490 UNEMPLOYMENT	E	81.18	152.49	178.00	178.00	130.33	154.30
0491 WORKERS COMP	E	453.43	490.68	417.00	417.00	416.73	380.60
0492 SALARY: CELL PHONE ALLOWANCE	E	0.00	603.38	600.00	600.00	577.00	600.00
PERSONNEL EXPENSES	E	59,257.94	77,336.51	69,707.75	86,551.75	91,281.91	68,439.07

Account Number and Title	T C	Actual Exper YEAR - 2018	Actual Exper YEAR - 2019	Org Budget YEAR - 2020	Amended Budget YEAR - 2020	Actual Exper YEAR - 2020	Prop Budget YEAR - 2021
REPORTING FUND: 0010 GENERAL FUND							
0510 SUPPLIES & DOE	E	16,484.97	3,646.20	2,000.00	5,608.96	5,516.69	5,000.00
0515 ELECTION SUPPLIES	E	0.00	16,275.11	20,000.00	13,620.00	8,111.03	25,000.00
0540 EQUIPMENT	E	800.05	730.74	0.00	0.00	1.00	
0603 CONTRACT LABOR-ELECTION WORKERS	E	4,514.00	9,323.50	17,200.00	11,344.17	9,042.50	25,000.00
0652 MAINTENANCE CONTRACTS	E	12,117.21	12,117.21	13,850.00	13,850.00	12,117.21	19,850.00
0662 RENTAL/LEASE-COPIER	E	259.98	1,039.92	1,040.00	1,040.00	952.48	1,040.00
0767 SOS-CHAP 19 EXPENSES	E	7,016.82	1,470.11	3,000.00	3,000.00	0.00	
DEPARTMENTAL EXPENSES		41,193.03	44,602.79	57,090.00	48,463.13	35,740.91	75,890.00
ELECTIONS DEPT		100,450.97	121,939.30	126,797.75	135,014.88	127,022.82	144,329.07
0495 COUNTY AUDITOR							
0472 SALARY: APPOINTED OFFICIAL	E	64,169.21	68,351.60	71,221.33	71,221.33	68,482.00	71,221.33
0474 SALARY: EMPLOYEES EXEMPT	E	0.00	0.00	0.00	0.00	0.00	
0475 SALARY: EMPLOYEES	E	61,778.33	60,319.07	68,412.71	68,412.71	65,190.22	69,397.90
0477 SALARY: LONGEVITY	E	1,184.00	1,272.00	1,464.00	1,464.00	1,464.00	2,300.00
0478 SALARY: PART TIME	E	344.14	1,120.24	8,668.08	8,668.08	8,621.56	14,227.20
0486 FICA	E	9,326.39	9,277.63	11,503.01	11,503.01	10,015.68	12,141.04
0487 GROUP HEALTH	E	24,336.03	24,158.94	27,143.28	27,143.28	26,037.24	27,741.60
0488 LIFE INSURANCE	E	710.75	335.92	360.00	360.00	335.70	360.00
0489 RETIREMENT	E	7,588.44	7,847.86	9,318.94	9,318.94	8,928.58	9,780.28
0490 UNEMPLOYMENT	E	680.08	387.78	516.00	516.00	365.04	476.12
0491 WORKMAN'S COMP	E	1,093.01	1,088.90	1,190.00	1,190.00	876.82	1,174.43
0492 SALARY: CELL PHONE ALLOWANCE	E	577.00	603.38	600.00	600.00	577.00	1,560.00
PERSONNEL EXPENSE		171,787.38	174,763.32	200,397.35	200,397.35	190,893.84	210,379.90
0510 SUPPLIES & DOE	E	3,828.23	3,283.40	5,000.00	4,040.00	2,684.90	5,000.00
0540 EQUIPMENT	E	353.15	892.78	0.00	3,923.96	3,918.64	
0632 COMPUTER SOFTWARE/MAINT	E	1,905.00	1,905.00	1,905.00	1,905.00	1,905.00	1,905.00
0662 RENTALS/LEASE PURCHASE	E	3,636.00	2,909.01	2,970.00	2,970.00	2,737.22	2,990.00
DEPARTMENTAL EXPENSES		9,722.38	8,990.19	9,875.00	12,838.96	11,245.76	9,895.00
COUNTY AUDITOR		181,509.76	183,753.51	210,272.35	213,236.31	202,139.60	220,274.90
0497 COUNTY TREASURER							
0471 SALARY: ELECTED OFFICIAL	E	47,767.44	51,021.37	53,163.47	53,163.47	51,118.75	53,163.47
0475 SALARY: EMPLOYEES	E	57,107.60	56,169.30	65,503.78	65,503.78	58,198.70	67,796.52
0477 SALARY: LONGEVITY	E	1,896.00	2,088.00	1,248.00	1,248.00	1,248.00	1,990.00

Account Number and Title

REPORTING FUND: 0010 GENERAL FUND

T	C	Actual Exper YEAR - 2018	Actual Exper YEAR - 2019	Org Budget Amended YEAR - 2020	Budget YEAR - 2020	Actual Exper YEAR - 2020	Prop Budget YEAR - 2021
E		335.60-	1,755.60	0.00	0.00	0.00	
E		8,015.01	8,447.16	9,173.52	9,173.52	8,413.47	9,405.68
E		22,654.50	19,025.56	27,143.28	27,043.28	17,358.16	27,741.60
E		345.80	306.28	360.00	360.00	308.74	360.00
E		6,039.96	6,677.02	7,431.75	7,431.75	6,850.45	7,576.79
E		97.55	170.93	97.00	197.00	142.61	96.18
E		907.50	914.04	930.00	930.00	661.68	909.83
E		144,495.76	146,575.26	165,050.80	165,050.80	144,300.56	169,040.07
E		1,978.28	4,075.74	4,000.00	4,000.00	1,754.62	4,000.00
E		0.00	1,301.78	0.00	225.00	224.95	
E		1,905.00	1,905.00	1,905.00	1,905.00	1,905.00	1,905.00
E		2,248.30	1,930.66	2,200.00	2,200.00	1,683.33	2,200.00
E		6,131.58	9,213.18	8,105.00	8,330.00	5,567.90	8,105.00
		150,627.34	155,788.44	173,155.80	173,380.80	149,868.46	177,145.07

COUNTY TREASURER

E		48,361.40	51,655.92	53,824.68	53,824.68	51,754.50	53,824.68
E		146,917.11	148,679.76	154,922.04	154,922.04	148,963.50	154,922.04
E		6,864.00	7,480.00	8,056.00	8,056.00	8,056.00	10,790.00
E		0.00	0.00	2,000.00	2,000.00	802.20	5,500.00
E		14,708.50	15,119.16	16,738.41	16,738.41	15,290.64	17,215.31
E		49,401.96	52,681.51	54,286.56	54,286.56	52,074.48	55,483.20
E		711.36	707.47	720.00	720.00	627.86	720.00
E		11,976.37	12,500.70	13,560.30	13,560.30	12,958.96	13,867.89
E		264.63	447.76	560.00	560.00	393.89	504.79
E		1,728.11	1,714.03	1,734.00	1,734.00	1,260.47	1,665.27
E		280,933.44	290,986.31	306,401.99	306,401.99	292,182.50	314,493.18
E		2,819.62	4,361.76	6,000.00	4,431.02	4,016.28	5,000.00
E		1,416.47	1,793.87	0.00	1,733.98	1,731.97	
E		3,600.00	3,600.00	3,600.00	3,600.00	3,600.00	3,600.00
E		0.00	0.00	0.00	0.00	0.00	
E		22,816.65	30,349.33	30,450.00	30,450.00	30,450.00	30,450.00
E		1,706.90	1,575.60	1,950.00	1,849.00	1,420.30	1,950.00
E		1,195.61	0.00	0.00	0.00	0.00	
E		33,555.25	41,680.56	42,000.00	42,064.00	41,218.55	41,000.00
		314,488.69	332,666.87	348,401.99	348,465.99	333,401.05	355,493.18

COUNTY TAX ASSESSOR / COLLECTOR



Account Number and Title	T C	Actual Exper YEAR - 2018	Actual Exper YEAR - 2019	Org Budget Amended Budget YEAR - 2020	Actual Exper YEAR - 2020	Prop Budget YEAR - 2021
REPORTING FUND: 0010 GENERAL FUND						
0510 COURTHOUSE-BUILDING/GROUNDS						
0473 SALARY: DEPARTMENT HEAD	E	30,943.02	31,560.43	32,945.37	31,678.25	32,945.37
0475 SALARY: EMPLOYEES	E	43,201.32	43,095.87	44,905.22	43,178.25	46,635.58
0477 SALARY: LONGEVITY	E	1,808.00	2,000.00	2,328.00	2,328.00	3,270.00
0478 SALARY: PARTTIME	E	1,378.72	0.00	0.00	0.00	0.00
0486 FICA	E	5,820.44	5,777.58	6,253.00	5,884.53	6,457.44
0487 GROUP HEALTH	E	22,654.50	26,348.64	27,143.28	26,037.24	27,741.60
0488 LIFE INSURANCE	E	282.05	284.52	360.00	260.81	360.00
0489 RETIREMENT	E	4,587.11	4,705.34	5,065.75	4,866.43	5,201.83
0490 UNEMPLOYMENT	E	142.52	228.18	275.00	199.73	248.55
0491 WORKMAN'S COMP	E	663.26	645.51	650.00	474.53	624.64
0492 SALARY: CELL PHONE ALLOWANCE	E	0.00	1,568.58	1,560.00	1,500.00	1,560.00
PERSONNEL EXPENSE		111,480.94	116,214.65	121,485.62	116,407.77	125,045.01
0531 JANITOR & BUILDING SUPPLIES	E	16,839.56	13,139.08	11,500.00	11,440.60	15,000.00
0536 UNIFORMS	E	499.72	274.90	500.00	373.74	500.00
0540 CAPITAL OUTLAY/EQUIPMENT	E	0.00	173.09	0.00	16,098.00	10,000.00
0551 REPAIR / MAINT-BOILER	E	110.00	601.00	1,800.00	275.00	1,800.00
0554 AUTO EXPENSE	E	1,430.66	1,401.73	2,000.00	512.81	2,000.00
0635 REPAIRS/MAINT-COURTHOUSE	E	8,315.90	6,492.27	25,000.00	5,589.71	25,000.00
0636 REPAIRS/MAINT-ANNEX BLDG	E	67,070.94	31,258.95	25,000.00	8,542.53	25,000.00
0637 REPAIRS/MAINT-OLD JAIL BLDG	E	7,859.15	2,655.05	6,000.00	1,963.38	6,000.00
0638 REPAIRS/MAINT-PROBATION BLDG	E	1,588.34	288.00	1,000.00	0.00	1,000.00
0640 REPAIRS/MAINT-WELFARE BLDG	E	0.00	0.00	0.00	0.00	0.00
0684 AUTO INSURANCE PREMIUMS	E	226.00	208.00	300.00	207.00	300.00
0805 CAPITAL OUTLAY-EQUIPMENT	E	4,574.36	0.00	0.00	0.00	0.00
DEPARTMENTAL EXPENSE		108,514.63	56,492.07	73,100.00	45,002.77	86,600.00
COURTHOUSE-BUILDING/GROUNDS		219,995.57	172,706.72	194,585.62	161,410.54	211,645.01
0511 INSURANCE						
0490 UNEMPLOYMENT	E	2,495.07-	4,977.71-	3,000.00	135.50	2,600.00
0684 INSURANCE - AUTO	E	0.00	0.00	1,207.00	53.25	1,200.00
0686 FIRE - PROPERTY	E	27,395.87	31,267.63	35,000.00	37,963.61	39,000.00
0687 LIABILITY - PUB OFF & L/E	E	31,067.00	36,791.00	37,000.00	36,046.00	37,000.00
0688 GENERAL LIABILITY	E	7,999.00	7,999.00	8,000.00	8,382.00	8,400.00
INSURANCE		63,966.80	71,079.92	88,000.00	82,580.36	88,200.00

Account Number and Title	T C	Actual Exper YEAR - 2018	Actual Exper YEAR - 2019	Org Budget YEAR - 2020	Amended Budget YEAR - 2020	Actual Exper YEAR - 2020	Prop Budget YEAR - 2021
REPORTING FUND: 0010 GENERAL FUND							
0512 UTILITIES							
0635 COURTHOUSE	E	24,567.51	21,771.84	25,000.00	25,000.00	18,019.35	30,000.00
0636 COURTHOUSE ANNEX	E	13,673.65	12,081.77	12,000.00	12,000.00	9,793.83	15,000.00
0637 JAIL - HOUSTON AVE.	E	9,596.85	3,468.38	10,000.00	10,000.00	3,113.92	12,000.00
0638 PROBATION BLDG	E	2,569.82	3,761.36	3,500.00	3,500.00	2,817.63	4,000.00
0640 WELFARE OFFICE	E	0.00	0.00	0.00	0.00	0.00	
0642 JUSTICE CENTER	E	111,625.93	97,843.43	120,000.00	120,000.00	81,942.13	120,000.00
UTILITIES		162,033.76	138,926.78	170,500.00	170,500.00	115,686.86	181,000.00
0551 CONSTABLE PRCT 1							
0471 SALARY: ELECTED OFFICIAL	E	22,052.43	21,432.12	22,331.95	22,331.95	21,473.00	22,331.92
0477 SALARY: LONGEVITY	E	1,560.00	1,656.00	1,752.00	1,752.00	1,752.00	2,310.00
0485 SALARY: SUPPLEMENT-ENVIRO OFFICER	E	0.00	31,311.12	29,798.67	29,798.67	28,652.50	29,798.60
0486 FICA	E	1,850.31	4,207.68	4,167.92	4,167.92	4,012.77	4,210.61
0487 GROUP HEALTH	E	8,233.66	8,782.88	9,047.76	9,047.76	8,679.08	9,247.20
0488 LIFE INSURANCE	E	118.56	118.56	120.00	120.00	108.68	120.00
0489 RETIREMENT	E	1,433.14	3,308.65	3,376.56	3,376.56	3,243.81	3,391.88
0491 WORKER'S COMP	E	196.32	455.53	197.00	397.00	315.49	407.30
0492 SALARY: CELL PHONE ALLOWANCE	E	577.00	603.38	600.00	600.00	577.00	600.00
PERSONNEL EXPENSE		36,021.42	71,875.92	71,391.86	71,591.86	68,815.33	72,417.51
0510 SUPPLIES & DOE	E	152.24	286.00	1,250.00	819.75	67.77	1,000.00
0530 PETROLEUM PRODUCTS	E	5,424.80	3,936.58	4,250.00	4,250.00	2,370.24	4,250.00
0536 UNIFORMS	E	0.00	0.00	200.00	200.00	0.00	200.00
0540 EQUIPMENT	E	497.65	1,234.99	3,000.00	3,000.00	0.00	3,000.00
0554 REPAIRS, PARTS & LABOR	E	2,476.34	3,488.38	3,500.00	3,930.25	3,930.25	3,500.00
0684 AUTO INSURANCE PREMIUMS	E	457.00	430.00	450.00	450.00	433.00	450.00
0805 CAPITAL OUTLAY-EQUIPMENT	E	0.00	0.00	0.00	0.00	0.00	
0810 CAPITAL OUTLAY-AUTO	E	0.00	0.00	0.00	0.00	0.00	
0880 LEASE PAYMENT-PRINCIPAL	E	0.00	0.00	0.00	0.00	0.00	
0890 LEASE PAYMENT-INTEREST	E	0.00	0.00	0.00	0.00	0.00	
DEPARTMENTAL EXPENSE		9,008.03	9,375.95	12,650.00	12,650.00	6,801.26	12,400.00
CONSTABLE PRCT 1		45,029.45	81,251.87	84,041.86	84,241.86	75,616.59	84,817.51

Account Number and Title	T C	Actual Exper		Org Budget		Amended Budget		Actual Exper		Prop Budget	
		YEAR - 2018	YEAR - 2019	YEAR - 2020	YEAR - 2020	YEAR - 2020	YEAR - 2020	YEAR - 2020	YEAR - 2021		
REPORTING FUND: 0010 GENERAL FUND											
0552 CONSTABLE PRCT 2											
0471 SALARY: ELECTED OFFICIAL	E	22,152.31	21,432.12	22,331.95	22,331.95	21,473.00	22,331.92				
0477 SALARY: LONGEVITY	E	1,784.00	1,880.00	1,976.00	1,976.00	1,976.00	2,590.00				
0485 SALARY: SUPPLEMENT-COMM SERV OFFICE	E	0.00	37,136.77	32,395.48	32,395.48	31,149.50	32,395.48				
0486 FICA	E	1,875.08	3,807.40	4,383.72	4,383.72	3,410.39	4,430.69				
0487 GROUP HEALTH	E	0.00	8,782.88	9,047.76	9,047.76	8,679.08	9,247.20				
0488 LIFE INSURANCE	E	0.00	77.04	120.00	120.00	70.62	120.00				
0489 RETIREMENT	E	1,452.13	3,672.97	3,551.38	3,551.38	3,411.77	3,569.16				
0491 WORKMAN'S COMP	E	184.44	508.07	198.00	198.00	333.01	428.59				
0492 SALARY: CELL PHONE ALLOWANCE	E	577.00	603.38	600.00	600.00	577.00	600.00				
PERSONNEL EXPENSE	E	28,024.96	77,900.63	74,604.29	74,604.29	71,080.37	75,713.04				
0510 SUPPLIES & DOE	E	0.00	1,551.49	2,250.00	2,250.00	1,773.18	2,250.00				
0530 PETROLEUM PRODUCTS	E	0.00	3,426.09	4,500.00	4,500.00	5,654.14	4,500.00				
0540 EQUIPMENT	E	49.88	1,395.06	3,500.00	3,500.00	605.95	3,500.00				
0554 REPAIRS, PARTS & LABOR	E	0.00	6,510.02	4,000.00	2,840.00	2,239.21	4,000.00				
0623 COMMUNICATION-MDT EXPENSE	E	0.00	0.00	0.00	0.00	0.00	0.00				
0684 AUTO INSURANCE PREMIUMS	E	0.00	388.00	1,000.00	1,000.00	746.50	1,000.00				
0810 CAPITAL OUTLAY/AUTO L/P	E	0.00	39,300.00	0.00	0.00	0.00	0.00				
0880 LEASE PAYMENT-PRINCIPAL	E	0.00	0.00	0.00	13,100.00	13,100.00	13,100.00				
0890 LEASE PAYMENT-INTEREST	E	0.00	0.00	0.00	1,080.75	1,080.75	720.50				
DEPARTMENTAL EXPENSE	E	49.88	52,570.66	15,250.00	29,430.75	25,199.73	29,070.50				
CONSTABLE PRCT 2		28,074.84	130,471.29	89,854.29	104,235.04	96,280.10	104,783.54				
0560 COUNTY SHERIFF											
0471 SALARY: ELECTED OFFICIAL	E	47,767.44	51,153.23	56,163.47	56,163.47	54,003.25	56,163.47				
0474 SALARY: EMPLOYEES - EXEMPT	E	46,412.12	47,278.51	51,646.41	51,646.41	48,960.97	49,967.06				
0475 SALARY: EMPLOYEES	E	736,833.82	775,938.15	884,857.73	884,857.73	826,402.21	920,865.26				
0477 SALARY: LONGEVITY	E	21,688.00	21,816.00	21,544.00	21,544.00	21,544.00	23,930.00				
0478 SALARY: PART TIME	E	40,630.42	39,269.66	25,000.00	36,385.45	28,935.24	37,500.00				
0486 FICA	E	65,367.26	70,273.86	80,166.67	81,202.45	74,150.14	84,041.71				
0487 GROUP HEALTH	E	200,355.15	203,810.53	253,337.28	253,337.28	220,746.80	268,168.80				
0488 LIFE INSURANCE	E	2,490.21	2,710.07	3,360.00	3,360.00	2,713.97	3,480.00				
0489 RETIREMENT	E	53,426.73	57,232.13	64,948.01	65,795.59	61,085.17	67,702.78				
0490 UNEMPLOYMENT	E	559.91	2,642.04	3,406.00	3,484.53	2,384.01	3,117.67				
0491 WORKMAN'S COMP	E	7,664.40	7,824.82	8,350.00	8,542.26	6,002.17	8,129.83				
0492 SALARY: CELL PHONE ALLOWANCE	E	7,314.18	7,962.37	8,760.00	8,760.00	7,569.26	10,200.00				

Account Number and Title	T C	Actual Exper YEAR - 2018	Actual Exper YEAR - 2019	Org Budget YEAR - 2020	Amended Budget YEAR - 2020	Actual Exper YEAR - 2020	Prop Budget YEAR - 2021
REPORTING FUND: 0010 GENERAL FUND							
0493 SALARY: OVERTIME PAYOUT	E	0.00	7,034.67	0.00	0.00	0.00	0.00
PERSONNEL EXPENSE		1,229,389.82	1,294,946.04	1,461,539.57	1,475,079.17	1,354,497.19	1,533,266.58
0510 SUPPLIES & DOE	E	11,685.23	12,652.07	15,000.00	13,000.00	6,468.79	13,000.00
0520 LAW ENFORCEMENT SUPPLIES	E	4,889.31	1,635.38	5,000.00	7,000.00	6,322.50	7,000.00
0530 PETROLEUM PRODUCTS	E	77,001.04	70,136.00	70,000.00	70,000.00	47,480.50	55,000.00
0536 UNIFORMS / EQUIPMENT	E	5,463.96	5,608.19	4,800.00	5,800.00	5,567.80	4,800.00
0540 EQUIPMENT	E	21,843.82	11,221.64	5,000.00	5,000.00	2,206.05	5,000.00
0545 INVESTIGATION EXPENSE	E	21.00	1,430.20	5,000.00	5,000.00	350.00	5,000.00
0550 COMPUTER SOFTWARE/MAINT	E	6,375.00	1,384.62	6,375.00	6,375.00	0.00	3,000.00
0554 REPAIR, PARTS & LABOR	E	29,291.39	16,946.19	25,000.00	28,000.00	25,926.88	25,000.00
0555 TIRES / TUBES	E	13,074.52	9,006.94	10,000.00	10,000.00	5,554.61	10,000.00
0590 CAPITAL LEASE-AUTO-INTEREST	E	0.00	0.00	0.00	0.00	0.00	0.00
0592 ESTRAY EXPENSES	E	0.00	200.00	1,500.00	1,500.00	0.00	1,500.00
0593 K-9 PROGRAM EXPENSES	E	0.00	0.00	0.00	0.00	0.00	0.00
0609 PHYSICAL & PSYCHOLOGICAL	E	34.00	1,510.00	1,500.00	1,500.00	1,350.00	1,500.00
0623 COMMUNICATION - MDT EXPENSE	E	2,858.27	3,285.09	2,900.00	2,900.00	2,526.22	2,900.00
0625 CONT EDUC\TRAVEL\RELATED EXP	E	9,779.33	6,762.14	10,000.00	10,000.00	2,345.08	8,000.00
0628 TRAVEL	E	3,768.14	2,756.14	4,000.00	4,000.00	2,950.30	4,000.00
0652 MAINTENANCE CONTRACTS	E	13,610.00	20,819.00	28,000.00	28,000.00	25,404.47	30,000.00
0662 RENTALS/LEASE PURCHASE	E	3,219.90	2,383.56	3,300.00	3,300.00	2,886.87	3,300.00
0663 RADIO TOWER RENT	E	5,500.00	6,000.00	6,000.00	6,000.00	5,000.00	6,000.00
0679 MEMBERSHIP/DUES	E	875.00	575.00	1,500.00	1,500.00	768.00	1,500.00
0684 AUTO INSURANCE PREMIUMS	E	12,992.00	11,349.00	13,000.00	13,000.00	11,227.00	13,000.00
0793 DONATED MATERIALS/ITEMS	E	0.00	0.00	0.00	0.00	0.00	0.00
0805 CAPITAL OUTLAY-EQUIPMENT	E	0.00	4,549.12	0.00	0.00	0.00	0.00
0810 CAPITAL OUTLAY-AUTO	E	0.00	26,217.00	0.00	0.00	0.00	0.00
0880 CAPITAL LEASE-AUTO-PRINCIPAL	E	27,240.17	27,240.17	27,240.16	27,240.16	27,240.16	30,000.00
0890 CAPITAL LEASE-AUTO-INTEREST	E	1,675.27	1,116.86	560.00	560.00	559.95	1,500.00
DEPARTMENTAL EXPENSE		251,087.35	244,784.31	245,675.16	249,675.16	181,435.18	231,000.00
COUNTY SHERIFF		1,480,477.17	1,539,730.35	1,707,214.73	1,724,754.33	1,535,932.37	1,764,266.58
0561 COUNTY JAIL							
0474 SALARY: EMPLOYEES - EXEMPT	E	38,183.17	40,784.23	42,496.55	42,496.55	40,862.00	42,496.48
0475 SALARY: EMPLOYEES	E	543,590.22	553,562.76	596,774.45	596,774.45	583,691.76	627,201.38
0476 SALARY: PAID TIME OFF	E	4,375.68	0.00	10,000.00	7,500.00	0.00	10,000.00
0477 SALARY: LONGEVITY	E	6,840.00	6,608.00	8,280.00	8,280.00	8,280.00	11,410.00
0478 SALARY: PART TIME	E	19,844.47	36,056.44	24,000.00	26,500.00	26,886.74	24,000.00

HOUSTON COUNTY, TEXAS  
 FISCAL YEAR 2021-OCTOBER 1, 2020 THROUGH SEPTEMBER 30, 2021  
 ADOPTED BUDGET - SEPTEMBER 8, 2020

Account Number and Title	T C	Actual Exper		Org Budget Amended Budget		Actual Exper		Prop Budget	
		YEAR - 2018	YEAR - 2019	YEAR - 2020	YEAR - 2020	YEAR - 2020	YEAR - 2020	YEAR - 2021	
REPORTING FUND: 0010 GENERAL FUND									
0486 FICA	E	46,551.58	48,469.66	52,212.09	52,212.09	50,272.43	54,962.78		
0487 GROUP MEDICAL	E	134,183.59	143,644.72	190,002.96	190,002.96	149,052.32	203,438.40		
0488 LIFE INSURANCE	E	3,157.63	2,130.08	2,520.00	2,520.00	2,072.78	2,640.00		
0489 RETIREMENT	E	36,333.45	38,373.02	42,298.62	42,298.62	40,860.18	44,275.58		
0490 UNEMPLOYMENT	E	6,586.25	1,863.69	2,293.00	2,293.00	1,678.78	2,125.40		
0491 WORKERS COMP	E	5,295.47	5,258.24	5,370.00	5,370.00	3,993.23	5,242.66		
0492 SALARY: CELL PHONE ALLOWANCE	E	923.00	965.20	960.00	960.00	923.00	3,360.00		
PERSONNEL EXPENSES		845,864.51	877,716.04	977,207.67	977,207.67	908,573.22	1,031,152.68		
0510 SUPPLIES & DCE	E	85,453.68	71,689.07	65,000.00	64,600.00	60,105.01	65,000.00		
0530 PETROLEUM PRODUCTS	E	127.20	54.00	200.00	200.00	118.74	200.00		
0533 FEEDING INMATES	E	169,262.09	186,196.49	165,000.00	165,000.00	155,770.79	165,000.00		
0536 UNIFORMS	E	2,862.04	2,074.99	3,000.00	3,000.00	677.36	3,000.00		
0540 EQUIPMENT	E	14,707.18	2,604.49	5,000.00	6,081.24	6,081.24	3,000.00		
0550 COMPUTER SOFTWARE/MAINT	E	1,259.86	0.00	5,000.00	7,152.04	7,152.04	3,000.00		
0554 REPAIRS, PARTS & LABOR	E	62,834.99	89,424.38	55,000.00	49,166.72	44,721.32	50,000.00		
0609 PHYSICAL & PSYCHOLOGICAL	E	2,400.00	3,000.00	2,500.00	2,500.00	700.00	2,500.00		
0610 INDIGENT BILLING CONTRACT	E	7,788.00	8,496.00	9,025.00	9,025.00	8,496.00	9,025.00		
0613 INMATE MEDICAL	E	49,475.12	24,231.80	30,000.00	30,000.00	9,051.78	30,000.00		
0614 INMATE HEALTH SERVICES AGRMT	E	120,361.24	110,431.37	126,000.00	126,000.00	110,333.36	120,000.00		
0615 INMATE MEDICAL-INDIGENT (HOSP DIST)	E	19,566.44	73,296.53	0.00	0.00	0.00	4,000.00		
0625 CONT EDUC/TRAVEL/RELATED EXP	E	2,285.75	315.50	4,000.00	4,000.00	2,610.80	3,300.00		
0662 RENTALS/LEASE PURCHASE	E	2,981.60	3,291.96	3,300.00	3,300.00	2,482.98	750.00		
0679 MEMBERSHIP/DUES	E	720.00	750.00	750.00	750.00	720.00	300.00		
0684 AUTO INSURANCE PREMIUMS	E	0.00	49.50	300.00	300.00	0.00	300.00		
0799 CONTINGENCY: JAIL MISC	E	0.00	0.00	0.00	0.00	0.00	459,075.00		
DEPARTMENTAL EXPENSES		542,085.19	575,906.08	474,075.00	470,075.00	409,021.42	1,490,227.68		
COUNTY JAIL		1,387,949.70	1,453,622.12	1,451,282.67	1,447,282.67	1,317,594.64	1,490,227.68		
=====									
0565 TEXAS DEPT OF PUBLIC SAFETY									
0475 SALARY: EMPLOYEES	E	24,960.43	14,314.59	26,654.63	26,654.63	14,171.73	27,454.32		
0477 SALARY: LONGEVITY	E	984.00	1,080.00	0.00	0.00	0.00	2,100.26		
0486 FICA	E	1,887.69	1,121.32	2,039.08	2,039.08	1,080.13	9,247.20		
0487 GROUP HEALTH	E	8,233.66	5,839.20	9,047.76	9,047.76	4,155.20	120.00		
0488 LIFE INSURANCE	E	118.56	79.04	120.00	120.00	59.28	1,691.87		
0489 RETIREMENT	E	1,536.31	926.57	1,651.92	1,651.92	887.19	82.36		
0490 UNEMPLOYMENT	E	45.84	43.01	92.00	92.00	27.37	203.16		
0491 WORKMAN'S COMP	E	221.99	132.47	211.00	211.00	69.53			

Account Number and Title	T C	Actual Exper		Actual Exper		Org Budget Amended Budget		Actual Exper		Prop Budget	
		YEAR - 2018	YEAR - 2019	YEAR - 2020	YEAR - 2020	YEAR - 2020	YEAR - 2020	YEAR - 2020	YEAR - 2021		
REPORTING FUND: 0010 GENERAL FUND											
PERSONNEL EXPENSES		37,988.48	23,536.20	39,816.39	39,816.39	20,450.43		40,899.17			
0510 SUPPLIES & DOE	E	268.22	347.47	500.00	84.03	71.00		500.00			
0540 EQUIPMENT	E	194.83	0.00	0.00	415.97	415.97					
DEPARTMENTAL EXPENSE		463.05	347.47	500.00	500.00	486.97		500.00			
TEXAS DEPT OF PUBLIC SAFETY		38,451.53	23,883.67	40,316.39	40,316.39	20,937.40		41,399.17			
0566 TEXAS RANGERS DEPT											
0510 SUPPLIES & DOE	E	634.75	698.00	700.00	700.00	0.00		700.00			
TEXAS RANGERS DEPT		634.75	698.00	700.00	700.00	0.00		700.00			
0570 ADULT PROBATION-CSCD											
0510 SUPPLIES & DOE	E	0.00	0.00	0.00	0.00	0.00		0.00			
0611 PEST CONTROL EXPENSES	E	315.00	1,080.00	1,000.00	1,000.00	810.00		1,000.00			
0620 TELEPHONE	E	1,599.31	3,112.89	0.00	0.00	0.00		0.00			
0623 COMMUNICATION/INTERNET	E	202.18	649.14	1,200.00	1,200.00	706.63		1,200.00			
0641 UTILITIES	E	6,599.10	8,751.53	7,000.00	7,000.00	3,363.92		7,000.00			
ADULT PROBATION-CSCD		8,715.59	13,593.56	9,200.00	9,200.00	4,880.55		9,200.00			
0665 COUNTY EXTENSION SERVICE											
0473 SALARY: DEPARTMENT HEAD	E	27,612.64	25,441.30	30,732.16	30,732.16	29,550.00		30,732.16			
0475 SALARY: EMPLOYEES	E	26,744.68	24,218.87	27,187.80	27,187.80	23,174.95		27,187.80			
0477 SALARY: LONGEVITY	E	1,720.00	992.00	1,184.00	1,184.00	1,184.00		1,184.00			
0484 SALARY: SUPPLMT: TRAVEL ALLOW	E	10,940.08	10,079.60	12,175.80	12,175.80	11,707.50		12,175.80			
0486 FICA	E	5,126.82	4,643.64	5,452.90	5,452.90	4,725.72		5,493.88			
0487 GROUP HEALTH	E	8,233.66	5,863.28	9,047.76	9,047.76	5,277.86		9,247.20			
0488 LIFE INSURANCE	E	118.56	87.92	120.00	120.00	79.04		120.00			
0489 RETIREMENT	E	1,508.95	1,479.88	1,684.96	1,684.96	1,435.57		1,675.44			
0490 UNEMPLOYMENT	E	118.53	179.05	245.00	245.00	167.37		215.45			
0491 WORKMAN'S COMP	E	573.54	500.75	564.00	564.00	400.02		531.43			
PERSONNEL EXPENSES		82,697.46	73,486.29	88,394.38	88,394.38	77,702.03		89,099.04			
0510 SUPPLIES & DOE	E	1,836.29	1,403.17	2,000.00	1,631.94	1,212.89		2,050.00			
0540 EQUIPMENT	E	1,097.41	1,092.11	500.00	950.00	944.00		950.00			
0625 CONTINUING EDUCATION/TRAVEL	E	0.00	0.00	0.00	0.00	0.00		0.00			

Account Number and Title	T C	Actual Exper		Org Budget		Amended Budget		Actual Exper		Prop Budget	
		YEAR - 2018	YEAR - 2019	YEAR - 2020	YEAR - 2020	YEAR - 2020	YEAR - 2020	YEAR - 2020	YEAR - 2021		
REPORTING FUND: 0010 GENERAL FUND											
0627 SHOW/SEMINAR/TRAVEL	E	3,418.65	2,920.30	4,000.00	4,718.06	4,718.06	4,718.06	2,500.00			
0662 RENTALS/LEASE PURCHASE	E	3,091.55	2,648.52	3,030.00	2,680.00	2,680.00	2,425.82	2,650.00			
0669 SPECIAL PROGRAM-BERRY FARM DEPARTMENTAL EXPENSES	E	0.00	0.00	0.00	0.00	0.00	0.00	0.00			
		9,443.90	8,064.10	9,530.00	9,980.00	9,980.00	9,300.77	11,650.00			
COUNTY EXTENSION SERVICE		92,141.36	81,550.39	97,924.38	98,374.38	98,374.38	87,002.80	100,749.04			
0670 TEXAS PARKS & WILDLIFE											
0510 SUPPLIES & DOE	E	222.04	16.69	700.00	495.52	495.52	495.52	700.00			
0536 UNIFORMS/PERSONAL EQUIP	E	0.00	0.00	0.00	0.00	0.00	0.00				
0540 EQUIPMENT	E	0.00	399.99	0.00	550.00	550.00	0.00				
0554 REPAIRS, PARTS & LABOR	E	0.00	88.88	0.00	0.00	0.00	0.00				
0625 CONT EDUC/TRAVEL/RELATED EXP DEPARTMENTAL EXPENSE	E	0.00	0.00	0.00	0.00	0.00	0.00				
		222.04	505.56	700.00	1,045.52	1,045.52	495.52	700.00			
TEXAS PARKS & WILDLIFE		222.04	505.56	700.00	1,045.52	1,045.52	495.52	700.00			
0700 TRANSFERS OUT TO OTHER FUNDS											
0901 TRANSFER: COURTHOUSE SECURITY	E	62,000.00	64,400.00	70,300.00	70,300.00	70,300.00	70,300.00	47,000.00			
0902 TRANSFER: EMERG MGMT GRANT	E	25,000.00	74,000.00	79,220.00	84,770.00	84,770.00	84,700.00	85,000.00			
0903 TRANSFER: JURY FUND	E	427,000.00	419,840.00	350,000.00	350,000.00	350,000.00	350,000.00	332,000.00			
0904 TRANSFER: JUVENILE PROBATION	E	50,000.00	65,000.00	65,000.00	65,000.00	65,000.00	65,000.00	65,000.00			
0905 TRANSFER: ROAD & BRIDGE	E	1,129,072.00	1,047,277.30	1,149,728.56	1,149,728.56	1,149,728.56	1,149,728.56	1,202,614.30			
0906 TRANSFER: HISTORICAL COMMISSION	E	2,935.00	2,935.00	2,935.00	2,935.00	2,935.00	2,935.00	2,935.00			
0907 TRANSFER: DEBT SERVICE	E	15,544.50	77,646.93	57,649.15	57,649.15	57,649.15	68,649.15	33,289.33			
0908 TRANSFER: DIST ATTYN SALARY FUND	E	2,965.78	20,583.68	24,852.66	24,852.66	24,852.66	23,175.20	28,263.63			
0909 TRANSFER: SENIOR CENTER FUND	E	60,000.00	45,000.00	17,500.00	0.00	0.00	0.00	30,000.00			
0910 TRANSFER: AIRPORT FUND	E	0.00	0.00	0.00	0.00	0.00	0.00				
0913 TRANSFER: CO&DIST TECH FUND	E	0.00	0.00	0.00	0.00	0.00	0.00				
0914 TRANSFER: COURTHOUSE GRANT	E	0.00	0.00	0.00	0.00	0.00	0.00				
0916 TRANSFER: PERMT IMPROV FUND	E	0.00	0.00	0.00	0.00	0.00	0.00				
0918 TRANSFER: HOME DELIV MEALS	E	0.00	11,500.00	15,000.00	15,000.00	15,000.00	15,000.00				
0919 TRANSFER: CRIME VICTIM DEPUTY GRANT	E	0.00	0.00	0.00	0.00	0.00	0.00				
0920 TRANSFER: VICTIM ASST GRANT-CA	E	11,424.26	15,852.86	14,979.91	14,979.91	14,979.91	14,979.91	15,716.15			
0921 TRANSFER: CO CLK RMPF FUND	E	0.00	5,000.00	22,165.60	22,165.60	22,165.60	22,165.60	22,622.06			
DEPARTMENTAL EXPENSES		1,785,941.54	1,849,035.77	1,869,330.88	1,857,380.88	1,857,380.88	1,866,633.42	1,864,440.47			
TRANSFERS OUT TO OTHER FUNDS		1,785,941.54	1,849,035.77	1,869,330.88	1,857,380.88	1,857,380.88	1,866,633.42	1,864,440.47			

09/08/20

TIME:09:22 AM

HOUSTON COUNTY, TEXAS

FISCAL YEAR 2021-OCTOBER 1, 2020 THROUGH SEPTEMBER 30, 2021

ADOPTED BUDGET - SEPTEMBER 8, 2020

PAGE 22

PREPARER:0003

Account Number and Title	T		C		Actual Exper		Org Budget		Amended Budget		Actual Exper		Prop Budget	
	YEAR - 2018	YEAR - 2019	YEAR - 2020	YEAR - 2020	YEAR - 2020	YEAR - 2020	YEAR - 2020	YEAR - 2020	YEAR - 2020	YEAR - 2020	YEAR - 2020	YEAR - 2020	YEAR - 2021	YEAR - 2021

REPORTING FUND: 0010 GENERAL FUND

GENERAL FUND

Income Totals

Expense Totals

9,345,666.13	9,563,997.86	9,793,315.84	9,793,315.84	9,975,265.45	9,065,787.30	10,398,331.97
8,768,387.93	9,180,975.24	9,793,315.84	9,793,315.84	9,975,265.45	9,072,296.57	10,398,331.97



Account Number and Title	T C	Actual Exper YEAR - 2018	Actual Exper YEAR - 2019	Org Budget Amended Budget YEAR - 2020	Actual Exper YEAR - 2020	Prop Budget YEAR - 2021
REPORTING FUND: 0011 ROAD & BRIDGE-PREC 1						
0343 REVENUE-ROAD & BRIDGE						
0351 AUTO REGISTRATION-SPECIAL	I	79,538.19	79,305.61	76,000.00	76,932.97	76,000.00
0352 AUTOMOBILE REGISTRATION	I	17,034.45	16,919.76	15,960.00	13,941.25	15,960.00
0353 ROAD PERMITS	I	0.00	0.00	0.00	0.00	0.00
0354 LATERAL ROAD	I	14,118.51	6,516.76	6,574.00	6,512.19	6,574.00
0355 SPECIAL LICENSE ADMINISTRATION	I	0.00	0.00	0.00	0.00	0.00
0356 STATE-OVERSIZE/OVERWEIGHT PERMIT	I	7,578.44	15,991.23	15,380.50	17,184.99	15,380.50
0357 STATE-WEIGHT FEES	I	0.00	0.00	0.00	0.00	0.00
0368 DONATED MATERIALS	I	0.00	0.00	0.00	0.00	0.00
REVENUE-ROAD & BRIDGE		118,269.59	118,733.36	113,914.50	114,571.40	113,914.50
0360 REVENUE-MISC						
0335 BANK ACCT INTEREST	I	71.74	193.03	0.00	118.54	0.00
0336 DONATIONS	I	8,905.00	1,200.00	0.00	0.00	0.00
0338 INSURANCE REFUNDS/PROCEEDS	I	0.00	0.00	0.00	0.00	0.00
0339 MISCELLANEOUS	I	0.00	0.00	0.00	0.00	0.00
0340 REFUNDS-PRIOR YEAR	I	0.00	0.00	0.00	0.00	0.00
0341 SURPLUS/SALVAGE/INVENTORY	I	0.00	0.00	0.00	0.00	0.00
0448 PROJECTED CARRYOVER-PRIOR YR	I	0.00	0.00	35,000.00	0.00	0.00
REVENUE-MISC		8,976.74	1,383.03	35,000.00	118.54	0.00
0380 OTHER FINANCING SOURCES						
0370 LEASE/PURCHASE AGREEMENT	I	244,719.49	0.00	0.00	0.00	0.00
OTHER FINANCING SOURCES		244,719.49	0.00	0.00	0.00	0.00
0390 TRANSFERS - R & B						
0450 TRANSFER: GENERAL FUND	I	214,523.68	198,982.68	235,266.62	235,266.62	228,496.72
0451 TRANSFER: R&B FINES	I	17,480.00	15,200.00	13,300.00	13,300.00	14,250.00
0452 TRANSFER: R&B-TIMBER	I	5,700.00	28,500.00	47,500.00	47,500.00	38,000.00
0453 TRANSFER: RIGHT OF WAY	I	17,860.00	13,300.00	11,400.00	11,400.00	11,400.00
0462 TRANSFER: FEMA FUND	I	0.00	92,839.93	0.00	15,254.69	0.00
TRANSFERS - R & B		255,563.68	348,822.61	307,466.62	322,721.31	292,146.72

Account Number and Title	T C	Actual Exper YEAR - 2018	Actual Exper YEAR - 2019	Org Budget YEAR - 2020	Amended Budget YEAR - 2020	Actual Exper YEAR - 2020	Prop Budget YEAR - 2021
REPORTING FUND: 0011 ROAD & BRIDGE-PREC 1							
0620 DEPARTMENTAL EXPENSES							
0471 SALARY: ELECTED OFFICIAL	E	0.00	2,336.85	53,163.47	53,163.47	51,118.75	53,163.47
0475 SALARY: EMPLOYERS	E	97,735.00	96,574.00	97,390.57	97,390.57	91,424.91	97,390.57
0477 SALARY: LONGEVITY	E	3,208.00	3,224.00	2,472.00	2,472.00	2,184.00	3,290.00
0478 SALARY: PART TIME	E	17,815.82	26,312.12	40,000.00	40,000.00	20,881.04	40,000.00
0486 FICA	E	9,156.19	9,910.32	14,922.55	14,922.55	12,441.19	14,985.13
0487 GROUP MEDICAL	E	24,798.98	24,261.70	36,191.04	36,191.04	34,716.32	36,988.80
0488 LIFE INSURANCE	E	356.64	316.94	480.00	480.00	359.11	480.00
0489 RETIREMENT	E	7,159.84	7,844.83	12,089.22	12,089.22	10,352.39	12,071.35
0490 UNEMPLOYMENT	E	208.79	380.78	1,000.00	1,000.00	301.11	587.65
0491 WORKERS COMP	E	1,006.08	1,078.99	2,000.00	2,000.00	1,021.29	1,449.54
0492 SALARY: CELL PHONE ALLOWANCE	E	638.69-	2,029.04	2,040.00	2,040.00	1,938.81	2,040.00
PERSONNEL EXPENSES	E	160,806.65	174,269.57	261,748.85	261,748.85	226,738.92	262,446.51
0510 MATERIALS & SUPPLIES	E	9,260.09	6,960.81	5,000.00	5,000.00	6,539.81	6,000.00
0530 PETROLEUM PRODUCTS	E	25,714.98	34,802.63	25,000.00	25,000.00	13,652.06	15,000.00
0540 EQUIPMENT	E	1,227.94	27,411.97	20,000.00	4,000.00	1,522.05	4,000.00
0554 REPAIRS, PARTS & LABOR	E	15,720.33	23,748.42	20,000.00	20,000.00	18,159.33	19,000.00
0555 TIRES & TUBES	E	5,885.30	2,323.00	7,000.00	7,000.00	3,584.14	7,000.00
0602 ENGINEERING	E	0.00	0.00	0.00	0.00	0.00	0.00
0603 CONTRACT LABOR	E	78,825.33	133,581.09	37,000.00	113,624.09	207,417.64	30,000.00
0621 TELEPHONE	E	503.59	588.97	800.00	800.00	530.27	800.00
0641 UTILITIES	E	1,740.52	2,403.46	2,500.00	2,500.00	1,543.99	1,500.00
0662 RENTALS/LEASE PURCHASE	E	0.00	0.00	0.00	0.00	0.00	0.00
0684 INSURANCE	E	3,823.75	4,089.50	4,500.00	4,500.00	4,408.25	4,500.00
0770 ROAD MATERIALS	E	70,020.29	49,562.84	37,000.00	56,341.33	84,070.21	20,000.00
0771 BRIDGE MATERIALS	E	0.00	0.00	0.00	0.00	0.00	0.00
0773 CULVERTS	E	5,880.07	4,056.94	5,000.00	5,000.00	1,913.60	5,000.00
0793 DONATED MATERIALS	E	0.00	0.00	0.00	0.00	0.00	0.00
0798 MISCELLANEOUS	E	432.51	2,560.00	331.04	331.04	0.00	998.09
0805 CAPITAL OUTLAY-EQUIPMENT	E	244,719.49	0.00	0.00	0.00	0.00	0.00
0880 CAPITAL LEASE-PRINCIPAL	E	41,959.00	24,472.00	24,472.00	24,472.00	24,471.95	24,471.95
0890 CAPITAL LEASE-INTEREST	E	438.92	6,680.84	6,029.23	6,029.23	6,010.93	5,344.67
DEPARTMENTAL EXPENSES	E	506,152.11	323,242.47	194,632.27	275,597.69	373,824.23	143,614.71
DEPARTMENTAL EXPENSES		666,958.76	497,512.04	456,381.12	537,346.54	600,563.15	406,061.22

09/08/20  
 TIME:09:22 AM

HOUSTON COUNTY, TEXAS  
 FISCAL YEAR 2021-OCTOBER 1, 2020 THROUGH SEPTEMBER 30, 2021  
 ADOPTED BUDGET - SEPTEMBER 8, 2020

PAGE 25  
 PREPARER:0003

Account Number and Title	T C	Actual Exper	Actual Exper	Org Budget Amended Budget	Actual Exper	Prop Budget
		YEAR - 2018	YEAR - 2019	YEAR - 2020	YEAR - 2020	YEAR - 2021

REPORTING FUND: 0011 ROAD & BRIDGE-PREC 1

0700 TRANSFERS OUT

TRANSFERS OUT

ROAD & BRIDGE-PREC 1

Income Totals  
 Expense Totals

		0.00	0.00	0.00	0.00	0.00
		627,529.50	468,999.00	456,381.12	437,411.25	406,061.22
		666,958.76	497,512.04	456,381.12	600,563.15	406,061.22

Account Number and Title	T C	Actual Exper		Org Budget		Amended Budget		Actual Exper		Prop Budget	
		YEAR - 2018	YEAR - 2019	YEAR - 2020	YEAR - 2020	YEAR - 2020	YEAR - 2020	YEAR - 2020	YEAR - 2021		
REPORTING FUND: 0012 ROAD & BRIDGE-PREC 2											
0343 REVENUE-ROAD & BRIDGE											
0351 AUTO REGISTRATION-SPECIAL	I	104,655.48	104,349.53	100,000.00	100,000.00	101,227.63	100,000.00	101,227.63	100,000.00		
0352 AUTOMOBILE REGISTRATION	I	22,413.75	22,230.84	21,000.00	21,000.00	18,343.75	21,000.00	18,343.75	21,000.00		
0353 ROAD PERMITS	I	0.00	0.00	0.00	0.00	0.00	0.00	0.00	0.00		
0354 LATERAL ROAD	I	18,576.98	8,574.70	8,650.00	8,650.00	8,568.67	8,650.00	8,568.67	8,650.00		
0355 SPECIAL LICENSE ADMINISTRATION	I	0.00	0.00	0.00	0.00	0.00	0.00	0.00	0.00		
0356 STATE-OVERSIZE/OVERWEIGHT PERMIT	I	9,971.63	21,041.10	20,237.50	20,237.50	22,611.82	20,237.50	22,611.82	20,237.50		
0357 STATE-WEIGHT FEES	I	0.00	0.00	0.00	0.00	0.00	0.00	0.00	0.00		
0368 DONATED MATERIALS	I	0.00	0.00	0.00	0.00	0.00	0.00	0.00	0.00		
REVENUE-ROAD & BRIDGE		155,617.84	156,196.17	149,887.50	149,887.50	150,751.87	149,887.50	150,751.87	149,887.50		
0360 REVENUE-MISC											
0335 BANK ACCT INTEREST	I	154.15	403.13	0.00	0.00	1,062.54	0.00	1,062.54	0.00		
0336 DONATIONS	I	2,040.00	12,049.63	0.00	4,173.00	29,624.00	0.00	29,624.00	0.00		
0338 INSURANCE REFUNDS/PROCEEDS	I	2,000.00	0.00	0.00	0.00	0.00	0.00	0.00	0.00		
0339 MISCELLANEOUS	I	0.00	0.00	0.00	0.00	0.00	0.00	0.00	0.00		
0340 REFUNDS-PRIOR YEAR	I	0.00	0.00	0.00	0.00	0.00	0.00	0.00	0.00		
0341 SURPLUS/SALVAGE/INVENTORY	I	53,071.25	0.00	0.00	0.00	1,728.50	0.00	1,728.50	120,000.00		
0448 PROJECTED CARRYOVER-PRIOR YR	I	0.00	0.00	100,000.00	100,000.00	0.00	100,000.00	0.00	150,000.00		
REVENUE-MISC		57,265.40	12,452.76	100,000.00	104,173.00	32,415.04	104,173.00	32,415.04	270,000.00		
0380 OTHER FINANCING SOURCES											
0370 LEASE/PURCHASE AGREEMENT	I	244,719.49	0.00	0.00	204,902.13	204,902.13	204,902.13	204,902.13	0.00		
OTHER FINANCING SOURCES		244,719.49	0.00	0.00	204,902.13	204,902.13	204,902.13	204,902.13	0.00		
0390 TRANSFERS - R & B											
0450 TRANSFER: GENERAL FUND	I	282,268.00	261,819.32	287,432.14	287,432.14	287,432.14	287,432.14	287,432.14	300,653.57		
0451 TRANSFER: R&B FINES	I	23,000.00	20,000.00	17,500.00	17,500.00	17,500.00	17,500.00	17,500.00	18,750.00		
0452 TRANSFER: R&B-TIMBER	I	7,500.00	37,500.00	62,500.00	62,500.00	62,500.00	62,500.00	62,500.00	50,000.00		
0453 TRANSFER: RIGHT OF WAY	I	23,500.00	17,500.00	15,000.00	15,000.00	15,000.00	15,000.00	15,000.00	15,000.00		
TRANSFERS - R & B		336,268.00	336,819.32	382,432.14	382,432.14	382,432.14	382,432.14	382,432.14	384,403.57		

Account Number and Title	T C	Actual Exper YEAR - 2018	Actual Exper YEAR - 2019	Org Budget Amended YEAR - 2020	Budget YEAR - 2020	Actual Exper YEAR - 2020	Prop Budget YEAR - 2021
REPORTING FUND: 0012 ROAD & BRIDGE-PREC 2							
0620 DEPARTMENTAL EXPENSES							
0140 SALARY: OVERTIME	E	0.00	0.00	0.00	0.00	0.00	53,163.47
0471 SALARY: ELECTED OFFICIAL	E	0.00	2,336.85	53,163.47	53,163.47	51,118.75	65,992.42
0475 SALARY: EMPLOYEES	E	79,098.35	63,333.27	98,988.44	65,992.42	63,454.25	6,740.00
0477 SALARY: LONGEVITY	E	3,864.00	2,920.00	5,104.00	5,104.00	5,104.00	111,820.80
0478 SALARY: PART TIME	E	50,278.48	84,391.73	69,434.82	110,430.84	108,796.89	18,304.67
0486 FICA	E	9,960.79	11,668.20	17,497.90	17,497.90	16,702.51	27,741.60
0487 GROUP MEDICAL	E	20,658.28	16,938.62	36,191.04	28,191.04	26,037.24	360.00
0488 LIFE INSURANCE	E	270.66	238.56	480.00	480.00	326.04	14,745.43
0489 RETIREMENT	E	7,970.89	9,298.45	14,175.58	14,175.58	14,230.99	1,770.65
0490 UNEMPLOYMENT	E	1,026.01	439.52	1,000.00	1,000.00	432.57	1,560.00
0491 WORKERS COMP	E	1,189.83	1,234.51	2,000.00	2,000.00	1,350.55	1,560.00
0492 SALARY: CELL PHONE ALLOWANCE	E	1,739.98	1,568.58	2,040.00	2,040.00	1,500.00	302,744.87
PERSONNEL EXPENSES	E	176,057.27	194,368.29	300,075.25	300,075.25	289,053.79	8,000.00
0510 MATERIALS & SUPPLIES	E	5,995.91	7,163.78	8,000.00	10,000.00	8,981.11	40,000.00
0530 PETROLEUM PRODUCTS	E	55,021.73	56,278.31	50,000.00	45,000.00	38,511.76	3,000.00
0536 UNIFORMS	E	2,077.23	2,893.44	3,000.00	3,000.00	2,750.16	12,000.00
0540 EQUIPMENT	E	6,786.16	12,643.12	20,000.00	25,600.00	25,581.70	50,000.00
0554 REPAIRS, PARTS & LABOR	E	57,640.30	94,354.11	40,000.00	62,000.00	60,683.09	15,000.00
0555 TIRES & TUBES	E	6,864.68	18,996.88	15,000.00	15,000.00	10,998.71	0.00
0602 ENGINEERING	E	0.00	0.00	0.00	0.00	0.00	60,000.00
0603 CONTRACT LABOR	E	17,750.25	33,361.24	55,000.00	50,475.00	32,765.49	800.00
0621 TELEPHONE	E	627.50	736.76	800.00	800.00	674.73	10,000.00
0641 UTILITIES	E	1,585.63	8,828.80	12,000.00	12,000.00	6,334.83	300.00
0662 RENTALS/LEASE PURCHASE	E	136.76	136.76	0.00	825.00	812.48	8,000.00
0684 INSURANCE	E	5,863.75	5,797.00	8,000.00	8,000.00	6,532.00	60,000.00
0770 ROAD MATERIALS	E	101,049.53	15,256.87	55,000.00	53,573.00	45,747.74	28,000.00
0771 BRIDGE MATERIALS	E	9,500.00	0.00	0.00	0.00	0.00	15,000.00
0773 CULVERTS	E	515.50	26,221.45	23,000.00	7,700.00	3,438.19	0.00
0793 DONATED MATERIALS	E	0.00	0.00	0.00	0.00	0.00	1,151.28
0798 MISCELLANEOUS	E	0.00	0.00	502.20	502.20	0.00	204,902.13
0805 CAPITAL OUTLAY-EQUIP-I/P	E	244,719.49	0.00	0.00	204,902.13	0.00	0.00
0810 CAPITAL OUTLAY-AUTO-I/P	E	0.00	0.00	0.00	0.00	0.00	35,247.06
0880 CAPITAL LEASE-PRINCIPAL	E	41,420.11	65,872.11	35,247.06	35,247.06	35,247.06	6,676.83
0890 CAPITAL LEASE-INTEREST	E	1,517.11	7,790.54	6,695.13	6,695.13	6,695.13	490,638.01
DEPARTMENTAL EXPENSES		559,071.64	356,331.17	332,244.39	541,319.52	490,638.01	804,291.07
DEPARTMENTAL EXPENSES		735,128.91	550,699.46	632,319.64	841,394.77	779,691.80	

09/08/20  
TIME:09:22 AM

HOUSTON COUNTY, TEXAS  
FISCAL YEAR 2021-OCTOBER 1, 2020 THROUGH SEPTEMBER 30, 2021  
ADOPTED BUDGET - SEPTEMBER 8, 2020

PAGE 28  
PREPARER:0003

Account Number and Title	T		Actual Exper		Org Budget		Amended Budget		Actual Exper		Prop Budget	
	C		YEAR - 2018	YEAR - 2019	YEAR - 2020	YEAR - 2020	YEAR - 2020	YEAR - 2020	YEAR - 2020	YEAR - 2020	YEAR - 2021	YEAR - 2021
REPORTING FUND: 0012 ROAD & BRIDGE-PREC 2												
ROAD & BRIDGE-PREC 2												
Income Totals			793,870.73	505,468.25	632,319.64	841,394.77	841,394.77	770,501.18	804,291.07			
Expense Totals			735,128.91	550,699.46	632,319.64	841,394.77	841,394.77	779,691.80	804,291.07			

Account Number and Title	T C	Actual Exper YEAR - 2018	Actual Exper YEAR - 2019	Org Budget YEAR - 2020	Amended Budget YEAR - 2020	Actual Exper YEAR - 2020	Prop Budget YEAR - 2021
REPORTING FUND: 0013 ROAD & BRIDGE-PREC 3							
0343 REVENUE-ROAD & BRIDGE							
0351 AUTO REGISTRATION-SPECIAL	I	121,399.87	121,044.99	116,000.00	116,000.00	117,423.73	116,000.00
0352 AUTOMOBILE REGISTRATION	I	25,999.95	25,733.18	24,360.00	24,360.00	21,278.75	24,360.00
0353 ROAD PERMITS	I	0.00	0.00	0.00	0.00	0.00	
0354 LATERAL ROAD	I	21,549.30	9,946.64	10,034.00	10,034.00	9,939.65	10,034.00
0355 SPECIAL LICENSE ADMINISTRATION	I	0.00	0.00	0.00	0.00	0.00	
0356 STATE-OVERSIZE/OVERWEIGHT PERMIT	I	11,567.08	24,407.67	23,475.50	23,475.50	26,229.72	23,475.50
0357 STATE-WEIGHT FEES	I	0.00	0.00	0.00	0.00	0.00	
0368 DONATED MATERIALS	I	0.00	0.00	0.00	0.00	0.00	
REVENUE-ROAD & BRIDGE		180,516.20	181,132.48	173,869.50	173,869.50	174,871.85	173,869.50
0360 REVENUE-MISC							
0335 BANK ACCT INTEREST	I	269.86	629.62	0.00	0.00	1,762.37	
0336 DONATIONS	I	3,136.00	1,975.00	0.00	1,000.00	1,000.00	
0338 INSURANCE REFUNDS/PROCEEDS	I	0.00	0.00	0.00	0.00	0.00	
0339 MISCELLANEOUS	I	21.25	0.00	0.00	0.00	0.00	
0340 REFUNDS-PRIOR YEAR	I	0.00	0.00	0.00	0.00	0.00	
0341 SURPLUS/SALVAGE/INVENTORY	I	244,000.00	40,000.00	0.00	15,000.00	15,000.00	
0448 PROJECTED CARRYOVER-PRIOR YR	I	0.00	0.00	130,000.00	130,000.00	0.00	86,000.00
REVENUE-MISC		247,427.11	42,604.62	130,000.00	146,000.00	17,762.37	86,000.00
0380 OTHER FINANCING SOURCES							
0370 LEASE/PURCHASE AGREEMENT	I	31,800.00	110,000.00	0.00	0.00	0.00	
OTHER FINANCING SOURCES		31,800.00	110,000.00	0.00	0.00	0.00	0.00
0390 TRANSFERS - R & B							
0450 TRANSFER: GENERAL FUND	I	327,430.88	303,710.42	322,209.15	322,209.15	322,209.15	348,758.15
0451 TRANSFER: R&B FINES	I	26,680.00	23,200.00	20,300.00	20,300.00	20,300.00	21,750.00
0452 TRANSFER: R&B-TIMBER	I	8,700.00	43,500.00	72,500.00	72,500.00	72,500.00	58,000.00
0453 TRANSFER: RIGHT OF WAY	I	27,260.00	20,300.00	17,400.00	17,400.00	17,400.00	17,400.00
0462 TRANSFER: FEMA FUND	I	0.00	1,950.00	0.00	0.00	0.00	
TRANSFERS - R & B		390,070.88	392,660.42	432,409.15	432,409.15	432,409.15	445,908.15

Account Number and Title	T C	Actual Exper YEAR - 2018	Actual Exper YEAR - 2019	Org Budget YEAR - 2020	Amended Budget YEAR - 2020	Actual Exper YEAR - 2020	Prop Budget YEAR - 2021
REPORTING FUND: 0013 ROAD & BRIDGE-PREC 3							
0620 DEPARTMENTAL EXPENSES							
0140 SALARY: OVERTIME	E	0.00	0.00	0.00	0.00	0.00	53,163.47
0471 SALARY: ELECTED OFFICIAL	E	0.00	2,336.85	53,163.47	53,163.47	51,118.75	108,564.56
0475 SALARY: EMPLOYEES	E	155,793.22	117,207.43	141,920.96	124,920.96	104,316.38	4,830.00
0477 SALARY: LONGEVITY	E	4,496.00	1,392.00	3,592.00	3,592.00	3,480.00	67,750.80
0478 SALARY: PART TIME	E	8,752.02	33,756.69	40,000.00	57,000.00	54,012.75	18,080.68
0486 FICA	E	13,127.58	12,009.69	18,451.52	18,451.52	16,439.65	36,988.80
0487 GROUP MEDICAL	E	27,138.80	20,223.17	45,238.80	30,238.80	26,037.24	480.00
0488 LIFE INSURANCE	E	504.24	415.32	600.00	600.00	353.21	14,565.00
0489 RETIREMENT	E	10,142.08	9,441.82	14,948.14	14,948.14	13,298.18	709.05
0490 UNEMPLOYMENT	E	8,834.80	452.12	1,000.00	1,000.00	403.11	1,748.98
0491 WORKERS COMP	E	1,481.68	1,274.03	2,000.00	2,000.00	1,284.70	2,040.00
0492 SALARY: CELL PHONE ALLOWANCE	E	2,570.68	2,291.14	2,520.00	2,520.00	1,961.50	308,921.34
PERSONNEL EXPENSES		232,841.10	200,800.26	323,434.89	308,434.89	272,705.47	5,000.00
0510 MATERIALS & SUPPLIES	E	3,997.31	7,610.71	5,000.00	5,000.00	4,930.68	40,000.00
0530 PETROLEUM PRODUCTS	E	45,699.52	58,912.60	50,000.00	36,820.00	33,792.07	50,000.00
0540 EQUIPMENT	E	6,054.93	190,028.77	0.00	29,020.00	29,020.00	30,000.00
0554 REPAIRS, PARTS & LABOR	E	40,352.57	43,341.09	50,000.00	50,000.00	35,388.20	12,000.00
0555 TIRES & TUBES	E	3,961.58	15,836.79	12,000.00	12,000.00	8,474.18	75,000.00
0603 CONTRACT LABOR	E	47,126.67	72,925.84	90,000.00	140,000.00	139,014.45	600.00
0621 TELEPHONE	E	444.18	509.98	600.00	600.00	456.05	1,000.00
0641 UTILITIES	E	821.32	825.63	1,000.00	1,000.00	693.89	200.00
0662 RENTALS/LEASE PURCHASE	E	150.00	180.00	200.00	200.00	180.00	6,000.00
0684 INSURANCE	E	4,939.00	5,330.75	5,500.00	5,760.00	5,758.50	75,000.00
0770 ROAD MATERIALS	E	69,448.14	56,175.47	90,000.00	81,000.00	60,471.74	25,000.00
0771 BRIDGE MATERIALS	E	0.00	1,776.48	25,000.00	0.00	0.00	9,000.00
0773 CULVERTS	E	7,490.28	3,242.76	10,000.00	8,900.00	2,529.50	0.00
0793 DONATED MATERIALS	E	0.00	0.00	0.00	0.00	0.00	259.68
0798 MISCELLANEOUS	E	0.00	0.00	4,265.38	4,265.38	0.00	64,766.66
0805 CAP OUTLAY-EQUIP-L/P	E	31,800.00	110,000.00	0.00	0.00	0.00	3,029.97
0880 CAPITAL LEASE-PRINCIPAL	E	168,837.48	28,100.00	64,766.66	64,766.66	64,766.66	396,856.31
0890 CAPITAL LEASE-INTEREST	E	3,658.91	1,925.86	4,511.72	4,511.72	4,531.63	705,777.65
DEPARTMENTAL EXPENSES		434,781.89	596,722.73	412,843.76	443,843.76	390,007.55	843,843.76
DEPARTMENTAL EXPENSES		667,622.99	797,522.99	736,278.65	752,278.65	562,713.02	705,777.65



09/08/20  
 TIME:09:22 AM

HOUSTON COUNTY, TEXAS  
 FISCAL YEAR 2021-OCTOBER 1, 2020 THROUGH SEPTEMBER 30, 2021  
 ADOPTED BUDGET - SEPTEMBER 8, 2020

PAGE 31  
 PREPARER:0003

Account Number and Title	T		C		Actual Exper		Actual Exper		Org Budget Amended Budget		Actual Exper		Prop Budget	
	YEAR - 2018	YEAR - 2019	YEAR - 2020	YEAR - 2020	YEAR - 2020	YEAR - 2020	YEAR - 2020	YEAR - 2020	YEAR - 2020	YEAR - 2020	YEAR - 2020	YEAR - 2020	YEAR - 2021	YEAR - 2021

REPORTING FUND: 0013 ROAD & BRIDGE-PREC 3

0700 TRANSFERS OUT

TRANSFERS OUT

ROAD & BRIDGE-PREC 3

Income Totals  
 Expense Totals

	0.00	0.00	0.00	0.00	0.00	0.00	0.00	0.00	0.00	0.00	0.00	0.00	0.00	0.00
	849,814.19	726,397.52	736,278.65	752,278.65	736,278.65	736,278.65	625,043.37	705,777.65	667,622.99	797,522.99	662,713.02	705,777.65	705,777.65	705,777.65

Account Number and Title	T C	Actual Exper YEAR - 2018	Actual Exper YEAR - 2019	Org Budget YEAR - 2020	Amended Budget YEAR - 2020	Actual Exper YEAR - 2020	Prop Budget YEAR - 2021
REPORTING FUND: 0014 ROAD & BRIDGE-PREC 4							
0343 REVENUE-ROAD & BRIDGE							
0351 AUTO REGISTRATION-SPECIAL	I	113,027.76	112,697.30	108,000.00	108,000.00	109,325.76	108,000.00
0352 AUTOMOBILE REGISTRATION	I	24,206.85	23,751.90	22,680.00	22,680.00	19,811.25	22,680.00
0353 ROAD PERMITS	I	0.00	0.00	0.00	0.00	0.00	0.00
0354 LATERAL ROAD	I	20,063.13	9,260.67	9,342.00	9,342.00	9,254.15	9,342.00
0355 SPECIAL LICENSE ADMINISTRATION	I	0.00	0.00	0.00	0.00	0.00	0.00
0356 STATE-OVERSIZE/OVERWEIGHT PERMIT	I	10,769.35	22,724.39	21,856.50	21,856.50	24,420.76	21,856.50
0357 STATE-WEIGHT FEES	I	0.00	0.00	0.00	0.00	0.00	0.00
0368 DONATED MATERIALS	I	0.00	0.00	0.00	0.00	0.00	0.00
REVENUE-ROAD & BRIDGE		168,067.09	168,434.26	161,878.50	161,878.50	162,811.92	161,878.50
0360 REVENUE-MISC							
0335 BANK ACCT INTEREST	I	109.60	550.30	0.00	0.00	1,512.61	
0336 DONATIONS	I	4,500.00	0.00	0.00	0.00	0.00	
0338 INSURANCE REFUNDS/PROCEEDS	I	2,675.70	0.00	0.00	0.00	0.00	
0339 MISCELLANEOUS	I	0.00	0.00	0.00	0.00	0.00	
0340 REFUNDS-PRIOR YEAR	I	0.00	0.00	0.00	0.00	0.00	
0341 SURPLUS/SALVAGE/INVENTORY	I	46,650.20	1,000.00	0.00	0.00	363.10	
0448 PROJECTED CARRYOVER-PRIOR YR	I	0.00	0.00	200,000.00	200,000.00	0.00	200,000.00
REVENUE-MISC		53,935.50	1,550.30	200,000.00	200,000.00	1,875.71	200,000.00
0380 OTHER FINANCING SOURCES							
0370 LEASE/PURCHASE AGREEMENT	I	68,251.15	0.00	0.00	0.00	0.00	
OTHER FINANCING SOURCES		68,251.15	0.00	0.00	0.00	0.00	0.00
0390 TRANSFERS - R & B							
0450 TRANSFER: GENERAL FUND	I	304,849.44	282,764.88	304,820.65	304,820.65	304,820.65	324,705.86
0451 TRANSFER: R&B FINES	I	24,840.00	21,600.00	18,900.00	18,900.00	18,900.00	20,250.00
0452 TRANSFER: R&B-TIMBER	I	8,100.00	40,500.00	67,500.00	67,500.00	67,500.00	54,000.00
0453 TRANSFER: RIGHT OF WAY	I	25,380.00	18,900.00	16,200.00	16,200.00	16,200.00	16,200.00
0462 TRANSFER: FEMA FUND	I	108,605.03-	97,547.83	0.00	0.00	0.00	
TRANSFERS - R & B		254,564.41	461,312.71	407,420.65	407,420.65	407,420.65	415,155.86

Account Number and Title	T C	Actual Exper YEAR - 2018	Actual Exper YEAR - 2019	Org Budget Amended Budget YEAR - 2020 YEAR - 2020	Actual Exper YEAR - 2020	Prop Budget YEAR - 2021
<b>0620 DEPARTMENTAL EXPENSES</b>						
0471 SALARY: ELECTED OFFICIAL	E	0.00	2,336.85	53,163.47	51,118.75	53,163.47
0475 SALARY: EMPLOYEES	E	90,970.27	118,667.40	123,649.62	118,893.75	123,649.53
0477 SALARY: LONGEVITY	E	3,600.00	2,872.00	3,264.00	3,264.00	4,770.00
0478 SALARY: PART TIME	E	16,851.58	5,223.17	20,000.00	19,680.00	20,000.00
0486 FICA	E	8,649.69	9,867.62	15,498.67	14,168.46	15,613.88
0487 GROUP MEDICAL	E	24,798.98	33,753.13	45,238.80	43,395.40	46,236.00
0488 LIFE INSURANCE	E	405.68	474.39	600.00	543.40	600.00
0489 RETIREMENT	E	6,715.82	7,917.41	12,555.95	11,502.04	15,613.88
0490 UNEMPLOYMENT	E	194.85	369.96	1,000.00	334.96	444.63
0491 WORKERS COMP	E	940.38	1,046.57	2,000.00	1,107.06	1,510.36
0492 SALARY: CELL PHONE ALLOWANCE	E	1,989.19	2,533.78	2,520.00	2,423.00	2,520.00
0493 SALARY: OVERTIME PAYOUT	E	150.12	0.00	0.00	0.00	0.00
PERSONNEL EXPENSES		155,266.56	185,062.28	279,170.51	256,894.62	284,121.75
0510 MATERIALS & SUPPLIES	E	3,515.97	7,495.87	5,000.00	7,205.03	7,000.00
0530 PETROLEUM PRODUCTS	E	61,189.03	36,107.71	60,000.00	58,500.00	50,000.00
0540 EQUIPMENT	E	55,291.52	187,096.56	0.00	2,000.07	70,000.00
0541 MACHINERY	E	0.00	0.00	0.00	0.00	0.00
0554 REPAIRS, PARTS & LABOR	E	35,027.26	28,407.97	50,000.00	46,884.90	50,000.00
0555 TIRES & TUBES	E	7,447.03	11,491.93	10,000.00	10,000.00	10,000.00
0602 ENGINEERING	E	0.00	0.00	0.00	0.00	0.00
0603 CONTRACT LABOR	E	99,804.80	25,959.09	150,000.00	115,882.14	150,000.00
0621 TELEPHONE	E	869.11	789.76	1,200.00	721.46	1,200.00
0641 UTILITIES	E	675.19	1,116.42	1,500.00	605.10	1,500.00
0662 RENTALS/LEASE PURCHASE	E	1,381.80	1,858.69	3,200.00	1,500.00	3,200.00
0684 INSURANCE	E	5,554.25	4,752.50	6,000.00	6,907.50	7,000.00
0770 ROAD MATERIALS	E	101,099.32	20,019.04	150,000.00	73,319.39	125,000.00
0771 BRIDGE MATERIALS	E	36,860.00	6,992.00	10,000.00	0.00	10,000.00
0773 CULVERTS	E	10,989.55	391.50	7,500.00	4,750.04	7,500.00
0793 DONATED MATERIALS	E	0.00	0.00	0.00	0.00	0.00
0798 MISCELLANEOUS	E	0.00	0.00	162.04	0.00	512.61
0805 CAPITAL OUTLAY-EQUIPMENT	E	68,251.15	0.00	0.00	0.00	0.00
0810 CAPITAL OUTLAY-AUTO	E	0.00	0.00	0.00	0.00	0.00
0880 CAPITAL LEASE-PRINCIPAL	E	21,097.46	55,223.45	34,125.58	34,125.58	34,125.15
0890 CAPITAL LEASE-INTEREST	E	455.70	2,107.90	941.02	941.02	941.02
DEPARTMENTAL EXPENSES		509,509.14	389,810.39	490,128.64	327,391.98	492,912.61
DEPARTMENTAL EXPENSES		664,775.70	574,872.67	769,299.15	584,286.60	777,034.36

09/08/20  
 TIME:09:22 AM

HOUSTON COUNTY, TEXAS  
 FISCAL YEAR 2021-OCTOBER 1, 2020 THROUGH SEPTEMBER 30, 2021  
 ADOPTED BUDGET - SEPTEMBER 8, 2020

PAGE 34  
 PREPARER:0003

Account Number and Title	T C	Actual Exper YEAR - 2018	Actual Exper YEAR - 2019	Org Budget YEAR - 2020	Amended Budget YEAR - 2020	Actual Exper YEAR - 2020	Prop Budget YEAR - 2021
-----------------------------	--------	-----------------------------	-----------------------------	---------------------------	-------------------------------	-----------------------------	----------------------------

REPORTING FUND: 0014 ROAD & BRIDGE-PREC 4

0700 TRANSFERS

TRANSFERS		0.00	0.00	0.00	0.00	0.00	0.00
-----------	--	------	------	------	------	------	------

ROAD & BRIDGE-PREC 4

Income Totals		544,818.15	631,297.27	769,299.15	769,299.15	572,108.28	777,034.36
Expense Totals		664,775.70	574,872.67	769,299.15	769,299.15	584,286.60	777,034.36

Account Number and Title	T C	Actual Exper		Org Budget Amended Budget		Actual Exper		Prop Budget	
		YEAR - 2018	YEAR - 2019	YEAR - 2020	YEAR - 2020	YEAR - 2020	YEAR - 2020	YEAR - 2021	
REPORTING FUND: 0020 JURY FUND									
0350 REVENUES									
0335 BANK ACCT INTEREST	I	32.71	104.38	0.00	0.00	568.35			
0339 MISCELLANEOUS	I	0.00	6.00	0.00	0.00	0.00			
0345 JURY FEES	I	1,717.83	1,440.60	1,500.00	1,500.00	2,043.63		1,500.00	
0346 CRS FEE	I	5,047.66	5,012.39	4,500.00	4,500.00	4,849.37		4,500.00	
0347 GUARDIANSHIP FEE	I	1,380.00	1,760.40	1,500.00	1,500.00	1,720.00		1,500.00	
0348 REIMB-ATTORNEY FEES	I	30,221.07	45,314.02	32,000.00	32,000.00	31,681.96		30,000.00	
0349 REIMB-JUROR PAYMENTS	I	13,566.00	17,476.00	15,000.00	15,000.00	10,064.00		10,000.00	
0366 CO SPECIALTY COURT FEE	I	0.00	0.00	0.00	0.00	0.00			
0448 PROJECTED CARRYOVER-PRIOR YR	I	0.00	0.00	0.00	0.00	0.00			
REVENUES		51,965.27	71,113.79	54,500.00	54,500.00	50,927.31		47,500.00	
0355 REVENUES-GRANT									
0397 GRANT-STATE-FORMULA	I	37,061.00	24,662.00	25,000.00	25,000.00	26,001.75		25,000.00	
REVENUES-GRANT		37,061.00	24,662.00	25,000.00	25,000.00	26,001.75		25,000.00	
0390 TRANSFERS									
0450 TRANSFER: GENERAL FUND	I	427,000.00	419,840.00	350,000.00	350,000.00	350,000.00		332,000.00	
TRANSFERS		427,000.00	419,840.00	350,000.00	350,000.00	350,000.00		332,000.00	
0426 COUNTY COURT-PROSECUTION									
0110 PETIT JUROR FEES	E	1,536.00	1,868.67	3,000.00	3,000.00	290.00		3,000.00	
0112 PETIT JUROR MEALS	E	0.00	0.00	400.00	400.00	0.00		400.00	
0130 EXPERT WITNESS	E	1,150.00	0.00	1,500.00	1,500.00	0.00		1,500.00	
0135 INTERPRETER FEES	E	5,681.25	3,093.85	4,000.00	4,000.00	1,082.00		2,500.00	
0140 VISITING COURT REPORTER	E	4,068.04	465.76	2,000.00	2,000.00	450.00		2,000.00	
0142 VISITING JUDGES	E	67.14	743.07	1,500.00	1,500.00	98.32		1,500.00	
0145 SPECIAL PROSECUTORS	E	0.00	731.25	900.00	900.00	0.00		900.00	
0160 MAGISTRATE/ADMIN EXPENSE	E	0.00	0.00	700.00	700.00	0.00		700.00	
0170 TRANSCRIPT FEES	E	1,048.93	969.34	2,000.00	1,990.23	613.00		1,500.00	
0560 INVESTIGATION/CASE EXPENSE	E	0.00	1,250.00	500.00	509.77	509.77		1,200.00	
COUNTY COURT-PROSECUTION		13,551.36	9,121.94	16,500.00	16,500.00	3,043.09		15,200.00	

Account Number and Title	T C	Actual Exper		Org Budget		Amended Budget		Actual Exper		Prop Budget	
		YEAR - 2018	YEAR - 2019	YEAR - 2020	YEAR - 2020	YEAR - 2020	YEAR - 2020	YEAR - 2020	YEAR - 2021		
REPORTING FUND: 0020 JURY FUND											
0436 DISTRICT COURT-PROSECUTION											
0110 PETIT JUROR FEES	E	24,511.28	20,798.36	18,000.00	16,451.52	12,753.60	15,000.00				
0112 PETIT JUROR MEALS	E	2,402.77	2,392.93	2,000.00	2,710.48	2,677.17	3,000.00				
0115 GRAND JURY EXPENSE	E	5,356.00	5,342.00	4,000.00	5,638.00	5,358.00	4,950.00				
0130 EXPERT WITNESS	E	7,490.00	2,507.50	5,000.00	5,000.00	0.00	5,000.00				
0135 INTERPRETER FEES	E	2,493.75	1,631.25	5,000.00	5,000.00	75.00	3,500.00				
0140 VISITING COURT REPORTER	E	5,491.30	2,835.70	3,200.00	2,400.00	0.00	2,400.00				
0142 VISITING JUDGES	E	1,062.21	0.00	1,000.00	1,000.00	0.00	1,000.00				
0145 SPECIAL PROSECUTORS	E	0.00	0.00	900.00	900.00	0.00	900.00				
0165 JUDICIAL EXPENSE	E	0.00	2,298.61	3,100.00	3,100.00	2,614.18	3,100.00				
0170 TRANSCRIPT FEES	E	19,520.57	18,188.84	15,000.00	15,000.00	2,975.00	10,000.00				
0525 COMPUTER SOFTWARE/MAINT	E	0.00	0.00	500.00	500.00	0.00	500.00				
0560 INVESTIGATION/CASE EXPENSE	E	0.00	5,777.50	1,250.00	1,250.00	1,100.00	1,250.00				
		68,327.88	61,772.69	58,950.00	58,950.00	27,552.95	50,600.00				
0456 JUSTICE COURT-PROSECUTION											
0110 PETIT JUROR FEES	E	480.00	554.00	1,200.00	1,200.00	30.00	1,200.00				
0135 INTERPRETER FEES	E	0.00	0.00	75.00	75.00	0.00	75.00				
0160 MAGISTRATE/ADMIN EXPENSE	E	0.00	373.68	400.00	400.00	400.00	400.00				
		480.00	927.68	1,675.00	1,675.00	430.00	1,675.00				
0460 COUNTY COURT-INDIGENT DEFENSE											
0100 COURT APPTD ATTORNEY FEES	E	78,221.25	59,640.00	75,000.00	50,816.00	39,836.25	60,000.00				
0130 EXPERT WITNESS	E	0.00	0.00	350.00	1,000.00	1,000.00	1,000.00				
0135 INTERPRETERS-INDIGENT	E	0.00	0.00	0.00	459.25	459.25	500.00				
0170 TRANSCRIPT FEES-INDIGENT (APPEALS)	E	0.00	0.00	0.00	3,074.75	3,074.75	3,000.00				
0180 OTHER LITIGATION EXPENSE	E	0.00	0.00	500.00	500.00	0.00	500.00				
		78,221.25	59,640.00	75,850.00	55,850.00	44,370.25	65,000.00				

Account Number and Title	T C	Actual Exper YEAR - 2018	Actual Exper YEAR - 2019	Org Budget Amended YEAR - 2020	Amended Budget YEAR - 2020	Actual Exper YEAR - 2020	Prop Budget YEAR - 2021
REPORTING FUND: 0020 JURY FUND							
0461 DISTRICT COURT-INDIGENT DEFENSE							
0100 COURT APPTD ATTORNEY FEES	E	180,511.50	230,569.80	155,000.00	152,470.50	121,200.37	140,000.00
0130 EXPERT WITNESS	E	4,150.00	0.00	3,500.00	3,500.00	750.00	3,500.00
0135 INTERPRETERS-INDIGENT DEF	E	0.00	0.00	0.00	575.00	225.00	1,000.00
0170 TRANSCRIPT FEES-INDIGENT	E	0.00	0.00	0.00	625.50	625.50	500.00
0180 OTHER LITIGATION EXPENSE	E	0.00	0.00	25.00	25.00	0.00	25.00
0560 INVESTIGATION/CASE EXPENSE	E	470.83	1,100.00	1,500.00	2,829.00	2,829.00	3,000.00
DISTRICT COURT-INDIGENT DEFENSE							
		185,132.33	231,669.80	160,025.00	160,025.00	125,629.87	148,025.00
0462 JUVENILE COURT-INDIGENT DEFENSE							
0100 COURT APPTD ATTORNEY FEES	E	12,375.00	15,016.25	10,000.00	11,500.00	11,356.25	11,500.00
0130 EXPERT WITNESS	E	0.00	0.00	0.00	0.00	0.00	0.00
0135 INTERPRETERS	E	281.25	0.00	500.00	0.00	0.00	0.00
0180 OTHER LITIGATION EXPENSE	E	0.00	0.00	500.00	0.00	0.00	0.00
0560 INVESTIGATION/CASE EXPENSE	E	0.00	0.00	500.00	0.00	0.00	0.00
JUVENILE COURT-INDIGENT DEFENSE							
		12,656.25	15,016.25	11,500.00	11,500.00	11,356.25	11,500.00
0466 CIVIL COURT CASES							
0100 COURT APPTD ATTORNEY FEES	E	109,927.39	157,444.29	100,000.00	120,000.00	118,750.17	110,000.00
0135 INTERPRETER FEES	E	0.00	0.00	2,000.00	2,000.00	356.25	1,000.00
0140 VISITING COURT REPORTER	E	0.00	0.00	0.00	0.00	0.00	0.00
0145 SPECIAL PROSECUTORS	E	0.00	0.00	0.00	0.00	0.00	0.00
0170 TRANSCRIPT FEES	E	6,815.00	0.00	2,000.00	2,000.00	0.00	1,000.00
0180 OTHER LITIGATION EXPENSE	E	4,250.00	320.85	1,000.00	1,000.00	0.00	500.00
0798 MISCELLANEOUS	E	0.00	0.00	0.00	0.00	0.00	0.00
CIVIL COURT CASES							
		120,992.39	157,765.14	105,000.00	125,000.00	119,106.42	112,500.00
JURY FUND							
Income Totals		516,026.27	515,615.79	429,500.00	429,500.00	426,929.06	404,500.00
Expense Totals		479,361.46	535,913.50	429,500.00	429,500.00	331,488.83	404,500.00

Account Number and Title	T C	Actual Exper YEAR - 2018	Actual Exper YEAR - 2019	Org Budget YEAR - 2020	Amended Budget YEAR - 2020	Actual Exper YEAR - 2020	Prop Budget YEAR - 2021
REPORTING FUND: 0025 AIRPORT FUND							
<b>0350 REVENUES</b>							
0335 BANK ACCT INTEREST	I	0.00	0.00	0.00	0.00	1.95	
0338 INSURANCE REFUNDS/PROCEEDS	I	0.00	0.00	0.00	0.00	0.00	
0339 MISCELLANEOUS	I	0.00	0.00	0.00	0.00	0.00	
0350 HANGER RENT/LEASE	I	2,849.80	3,649.50	2,500.00	2,500.00	3,196.50	3,000.00
0365 REVENUE-FUEL SALES	I	58,645.08	33,058.18	25,000.00	25,000.00	16,748.00	8,000.00
0448 PROJECTED CARRYOVER-PRIOR YR	I	0.00	0.00	0.00	0.00	0.00	
<b>REVENUES</b>		<b>61,494.88</b>	<b>36,707.68</b>	<b>27,500.00</b>	<b>27,500.00</b>	<b>19,946.45</b>	<b>11,000.00</b>
<b>0355 REVENUES-GRANT</b>							
0395 GRANT MATCH-COUNTY FUNDS	I	0.00	0.00	0.00	0.00	0.00	
0397 GRANT-STATE	I	0.00	0.00	4,000.00	4,000.00	2,837.50	
<b>REVENUES-GRANT</b>		<b>0.00</b>	<b>0.00</b>	<b>4,000.00</b>	<b>4,000.00</b>	<b>2,837.50</b>	<b>0.00</b>
<b>0390 TRANSFERS</b>							
0450 TRANSFER: GENERAL FUND	I	0.00	0.00	0.00	0.00	0.00	
0454 TRANSFER: COMMUNITY DEVL P ED	I	4,500.00	3,400.00	12,300.00	12,300.00	12,300.00	10,000.00
0459 TRANSFER: PERMANENT IMPROVMT	I	0.00	0.00	0.00	0.00	0.00	
<b>TRANSFERS</b>		<b>4,500.00</b>	<b>3,400.00</b>	<b>12,300.00</b>	<b>12,300.00</b>	<b>12,300.00</b>	<b>10,000.00</b>
<b>0650 EXPENSES</b>							
0510 SUPPLIES & DOE	E	54.00	34.27	100.00	100.00	55.00	100.00
0530 PETROLEUM	E	48,978.71	25,235.95	24,000.00	24,000.00	15,643.75	8,000.00
0550 IMPROVEMENTS	E	94.93	0.00	0.00	0.00	0.00	
0551 MAINTENANCE	E	7,295.75	9,674.95	9,000.00	9,000.00	6,375.00	6,000.00
0603 CONTRACT LABOR	E	1,224.00	0.00	0.00	0.00	0.00	
0621 TELEPHONE	E	895.02	1,232.92	1,100.00	1,100.00	1,130.81	1,000.00
0622 FEES-CREDIT CARD PROCESSING	E	3,102.96	3,748.22	3,000.00	3,000.00	1,610.11	400.00
0641 UTILITIES	E	2,801.46	2,795.51	2,500.00	2,500.00	2,284.59	2,500.00
0687 INSURANCE	E	3,699.40	4,010.05	4,100.00	4,100.00	2,780.75	3,000.00
<b>EXPENSES</b>		<b>68,146.23</b>	<b>46,731.87</b>	<b>43,800.00</b>	<b>43,800.00</b>	<b>29,880.01</b>	<b>21,000.00</b>



09/08/20  
 TIME:09:22 AM

HOUSTON COUNTY, TEXAS  
 FISCAL YEAR 2021-OCTOBER 1, 2020 THROUGH SEPTEMBER 30, 2021  
 ADOPTED BUDGET - SEPTEMBER 8, 2020

PAGE 39  
 PREPARER:0003

Account Number and Title	T		Actual Exper		Org Budget Amended Budget		Actual Exper		Prop Budget	
	C	YEAR - 2018	YEAR - 2019	YEAR - 2020	YEAR - 2020	YEAR - 2020	YEAR - 2020	YEAR - 2020	YEAR - 2021	YEAR - 2021
REPORTING FUND: 0025 AIRPORT FUND										
0655 GRANT-FUELING STATION										
0302 FUEL STATION FACILITIES	E	0.00	0.00	0.00	0.00	0.00	0.00	0.00	0.00	0.00
GRANT-FUELING STATION		0.00	0.00	0.00	0.00	0.00	0.00	0.00	0.00	0.00
AIRPORT FUND										
Income Totals		65,994.88	40,107.68	43,800.00	43,800.00	43,800.00	35,083.95	21,000.00	21,000.00	21,000.00
Expense Totals		68,146.23	46,731.87	43,800.00	43,800.00	43,800.00	29,880.01	21,000.00	21,000.00	21,000.00

Account Number and Title T C YEAR - 2018 Actual Exper YEAR - 2019 Actual Exper Org Budget YEAR - 2020 Amended Budget YEAR - 2020 Actual Exper YEAR - 2020 Prop Budget YEAR - 2021

REPORTING FUND: 0026 SENIOR CENTER FUND

0100 ASSETS										
0144 PREPAID EXPENSES	E	1,500.00	1,066.50	0.00	0.00	0.00	0.00	0.00	0.00	0.00
ASSETS		1,500.00	1,066.50	0.00	0.00	0.00	0.00	0.00	0.00	0.00
0350 REVENUES										
0335 BANK ACCT INTEREST	I	0.00	138.51	0.00	0.00	0.00	175.21	100.00		
0336 DONATIONS	I	2,196.00	1,804.00	0.00	0.00	0.00	942.00			
0339 MISCELLANEOUS-VENDING	I	0.00	0.00	0.00	0.00	0.00	0.00			
0350 RENTALS FEES	I	2,225.00	2,450.00	1,500.00	1,500.00	1,500.00	625.00			
0360 PROGRAM INCOME	I	38,613.00	42,436.00	40,000.00	40,000.00	40,000.00	27,670.45	30,000.00		
0448 PROJECTED CARRYOVER-PRIOR YR	I	0.00	0.00	37,000.00	54,500.00	0.00	0.00	30,000.00		
REVENUES		43,034.00	46,828.51	78,500.00	96,000.00	29,412.66	60,100.00			
0355 REVENUES-GRANT										
0399 GRANT-DEFCOG	I	28,050.00	30,600.00	28,800.00	28,800.00	25,500.00	28,800.00	28,800.00		
REVENUES-GRANT		28,050.00	30,600.00	28,800.00	28,800.00	25,500.00	28,800.00	28,800.00		
0390 TRANSFERS										
0450 TRANSFER: GENERAL FUND	I	60,000.00	45,000.00	17,500.00	0.00	0.00	0.00	30,000.00		
TRANSFERS		60,000.00	45,000.00	17,500.00	0.00	0.00	0.00	30,000.00		
0650 EXPENSES										
0478 SALARY: PART TIME	E	42,317.81	32,996.10	44,728.32	44,728.32	31,696.48	44,610.80			
0486 FICA	E	3,091.01	2,524.47	3,421.72	3,421.72	2,424.82	3,412.73			
0489 RETIREMENT	E	2,403.82	1,908.09	2,772.04	2,772.04	1,961.70	2,749.14			
0490 UNEMPLOYMENT	E	50.24	64.38	100.00	100.00	68.94	133.83			
0491 WORKERS COMP	E	243.01	179.49	215.00	215.00	160.28	330.12			
PERSONNEL EXPENSES		48,105.89	37,672.53	51,237.08	51,237.08	36,312.22	51,236.62			
0510 SUPPLIES & DOE	E	1,115.08	2,464.43	2,000.00	2,700.00	2,468.64	2,500.00			
0540 EQUIPMENT	E	0.00	345.03	1,000.00	733.50	299.99	2,500.00			

Account Number and Title	T Actual Exper		Org Budget Amended Budget		Actual Exper		Prop Budget	
	YEAR - 2018	YEAR - 2019	YEAR - 2020	YEAR - 2020	YEAR - 2020	YEAR - 2020	YEAR - 2021	YEAR - 2021
REPORTING FUND: 0026 SENIOR CENTER FUND								
0550 IMPROVEMENTS		0.00		0.00		0.00		0.00
0551 MAINTENANCE/REPAIRS	5,381.90	7,470.74	5,000.00	3,914.00	3,847.16	6,063.38		
0621 TELEPHONE	3,528.57	4,812.32	3,800.00	3,800.00	3,592.69	3,800.00		
0624 FOOD EXPENSES	26,980.84	24,890.26	27,162.92	23,162.92	16,023.42	20,000.00		
0641 UTILITIES	10,070.94	2,872.21	5,000.00	9,000.00	6,510.87	5,000.00		
0669 SPECIAL PROGRAMS-SR CENTER	0.00	0.00	0.00	0.00	0.00	1,500.00		
0687 INSURANCE	252.75	1,855.50	800.00	1,452.50	1,452.50			
EXPENSES	95,435.97	82,383.02	96,000.00	96,000.00	70,507.49	90,100.00		
EXPENSES-GRANT								
0478 SALARY: PART TIME	5,720.79	15,468.70	17,346.42	17,346.42	15,907.66	17,342.00		
0485 SALARY: SUPPLEMENT	4,807.75	4,892.92	5,000.00	5,000.00	4,807.75	5,000.00		
0486 FICA	805.42	1,557.19	1,709.50	1,709.50	1,584.70	1,709.16		
0489 RETIREMENT	624.30	1,223.71	1,384.92	1,384.92	1,252.68	1,376.83		
0490 UNEMPLOYMENT	43.73	89.48	100.00	100.00	60.48	67.03		
0491 WORKERS COMP	211.36	251.36	250.00	250.00	148.06	165.33		
PERSONNEL EXPENSES	12,213.35	23,483.36	25,790.84	25,790.84	23,761.33	25,660.35		
0510 SUPPLIES & DOE-JANITORIAL	0.00	0.00	0.00	0.00	0.00			
0540 EQUIPMENT	0.00	1,295.00	0.00	0.00	0.00			
0550 IMPROVEMENTS	0.00	0.00	0.00	0.00	0.00			
0551 MAINTENANCE/REPAIRS-BLDG	0.00	0.00	0.00	0.00	0.00			
0601 AUDIT FEES	0.00	0.00	0.00	0.00	0.00			
0621 TELEPHONE	0.00	0.00	0.00	0.00	0.00			
0624 FOOD EXPENSES	0.00	0.00	0.00	0.00	0.00			
0641 UTILITIES	0.00	0.00	0.00	0.00	0.00			
0669 SPECIAL PROGRAMS-SR CENTER	0.00	6,396.39	3,009.16	3,009.16	0.00	3,139.65		
0687 INSURANCE-BLDG	0.00	0.00	0.00	0.00	0.00			
DEPARTMENTAL EXPENSES	0.00	7,691.39	3,009.16	3,009.16	0.00	3,139.65		
EXPENSES-GRANT	12,213.35	31,174.75	28,800.00	28,800.00	23,761.33	28,800.00		
SENIOR CENTER FUND								
Income Totals	131,084.00	122,428.51	124,800.00	124,800.00	54,912.66	118,900.00		
Expense Totals	109,149.32	114,624.27	124,800.00	124,800.00	94,268.82	118,900.00		

Account Number and Title	T C	Actual Exper YEAR - 2018	Actual Exper YEAR - 2019	Org Budget YEAR - 2020	Amended Budget YEAR - 2020	Actual Exper YEAR - 2020	Prop Budget YEAR - 2021
REPORTING FUND: 0027 HOUSTON CO AGING SERVICES							
<b>0350 REVENUES</b>							
0335 BANK ACCT INTEREST	I	0.57	0.00	0.00	0.00	55.52	
0360 PROGRAM INCOME	I	200.00	70.00	0.00	0.00	0.00	
REVENUES		200.57	70.00	0.00	0.00	55.52	0.00
<b>0355 REVENUES-GRANTS</b>							
0394 GRANT-STAR PROGRAM-HDM	I	42,172.92	36,024.55	0.00	0.00	0.00	
0397 GRANT-STATE-DADS-MEALS PROG	I	155,558.62	176,184.42	191,451.15	191,451.15	163,643.58	222,170.40
0399 GRANT-DETCOG-MEALS PROG	I	67,084.49	59,053.50	64,661.85	64,661.85	56,843.55	64,994.40
REVENUES-GRANTS		264,816.03	271,262.47	256,113.00	256,113.00	220,487.13	287,164.80
<b>0360 MISCELLANEOUS-REVENUES</b>							
0336 DONATIONS	I	0.00	0.00	0.00	2,000.00	2,000.00	
0338 INSURANCE REFUNDS/PROCEEDS	I	0.00	0.00	0.00	0.00	0.00	
MISCELLANEOUS-REVENUES		0.00	0.00	0.00	2,000.00	2,000.00	0.00
<b>0380 OTHER FINANCING SOURCES</b>							
0370 LEASE/PURCHASE AGREEMENT	I	0.00	0.00	0.00	0.00	0.00	
OTHER FINANCING SOURCES		0.00	0.00	0.00	0.00	0.00	0.00
<b>0390 TRANSFERS IN</b>							
0450 TRANSFER: GENERAL FUND	I	0.00	11,500.00	15,000.00	15,000.00	15,000.00	
TRANSFERS IN		0.00	11,500.00	15,000.00	15,000.00	15,000.00	0.00
<b>0650 EXPENSES</b>							
0478 SALARY: PART TIME	E	54,834.53	62,702.00	66,375.04	66,375.04	52,258.13	71,344.00
0486 FICA	E	4,194.75	4,796.64	4,522.51	4,522.51	3,997.72	5,457.82
0489 RETIREMENT	E	3,253.84	3,770.96	4,113.59	4,113.59	3,226.49	4,396.57

Account Number and Title	T C	Actual Exper		Org Budget Amended Budget		Actual Exper		Prop Budget	
		YEAR - 2018	YEAR - 2019	YEAR - 2020	YEAR - 2020	YEAR - 2020	YEAR - 2020	YEAR - 2021	
REPORTING FUND: 0027 HOUSTON CO AGING SERVICES									
0490 UNEMPLOYMENT	E	93.05	190.64	227.57	227.57	130.77	214.03		
0491 WORKERS COMP	E	451.20	533.16	524.68	524.68	304.40	527.95		
0510 PERSONNEL EXPENSES	E	62,827.37	71,993.40	75,763.39	75,763.39	59,917.51	81,940.37		
0530 SUPPLIES & DOE	E	680.58	1,458.60	3,200.00	3,200.00	913.78	1,000.00		
0530 PETROLEUM PRODUCTS	E	4,556.24	3,811.23	5,000.00	5,000.00	2,098.47	3,000.00		
0531 JANITORIAL SUPPLIES	E	19.50	0.00	2,000.00	2,000.00	67.64	750.00		
0533 FOOD EXPENSES	E	154,920.34	57,565.76	0.00	0.00	0.00			
0534 HOME DELIVERED MEALS-FROZEN	E	26,317.50	123,612.50	155,220.00	155,220.00	135,320.15	175,219.20		
0540 EQUIPMENT	E	0.00	1,634.39	5,000.00	3,210.94	1,750.00	2,000.00		
0541 EQUIPMENT - CLIENTS	E	0.00	0.00	206.86	2,995.92	2,597.12			
0551 MAINTENANCE/REPAIRS	E	4,540.77	1,711.32	2,000.00	2,000.00	974.00	2,000.00		
0554 AUTO EXPENSE	E	1,401.21	2,621.46	3,000.00	3,000.00	259.20	3,000.00		
0601 AUDIT FEES	E	0.00	0.00	2,000.00	2,000.00	0.00	2,000.00		
0621 TELEPHONE	E	956.24	1,435.46	1,500.00	1,500.00	929.36	1,250.00		
0628 TRAVEL-REIMBURSABLE EXPENSES	E	0.00	179.94	600.00	600.00	174.52	600.00		
0641 UTILITIES	E	4,198.52	3,435.75	3,000.00	4,000.00	3,322.40	3,046.68		
0662 RENTALS/LEASE PURCHASE	E	1,816.73	1,706.52	1,707.00	1,707.00	1,532.31	1,707.00		
0684 INSURANCE-BLDG/AUTO	E	2,642.38	997.88	1,500.00	1,500.00	994.13	1,500.00		
0810 CAPITAL OUTLAY-AUTO-L/P	E	0.00	0.00	0.00	0.00	0.00			
0880 CAPITAL LEASE-PRINCIPAL	E	9,227.00	9,227.00	9,227.00	9,227.00	9,227.00	7,651.55		
0890 CAPITAL LEASE-INTEREST	E	564.69	375.95	188.75	188.75	188.23	500.00		
DEPARTMENTAL EXPENSES		211,841.70	209,773.76	195,349.61	197,349.61	160,348.31	205,224.43		
EXPENSES		274,669.07	281,767.16	271,113.00	273,113.00	220,265.82	287,164.80		
HOUSTON CO AGING SERVICES									
Income Totals		265,016.60	282,832.47	271,113.00	273,113.00	237,542.65	287,164.80		
Expense Totals		274,669.07	281,767.16	271,113.00	273,113.00	220,265.82	287,164.80		

Account Number and Title	T C	Actual Exper YEAR - 2018	Actual Exper YEAR - 2019	Org Budget YEAR - 2020	Amended Budget YEAR - 2020	Actual Exper YEAR - 2020	Prop Budget YEAR - 2021
REPORTING FUND: 0030 COURTHOUSE SECURITY FUND							
0350 REVENUES							
0313 COUNTY CLERK	I	4,754.04	4,636.18	4,500.00	4,500.00	6,945.62	4,000.00
0317 DISTRICT CLERK	I	1,962.95	1,959.56	1,600.00	1,600.00	1,704.41	1,600.00
0325 JUSTICE COURTS	I	5,373.27	4,858.24	5,200.00	5,200.00	1,368.52	2,000.00
0335 BANK ACCT INTEREST	I	54.42	15.88	10.00	10.00	195.37	100.00
0339 MISCELLANEOUS	I	0.00	0.00	0.00	0.00	0.00	
0362 JUSTICE PEACE PREC 1	I	0.00	0.00	0.00	0.00	1,915.32	1,500.00
0363 JUSTICE PEACE PREC 2	I	0.00	0.00	0.00	0.00	1,717.97	1,200.00
0448 PROJECTED CARRYOVER-PRIOR YR	I	0.00	0.00	5,000.00	5,000.00	0.00	30,000.00
REVENUES		12,144.68	11,469.86	16,310.00	16,310.00	13,847.21	40,400.00
0390 TRANSFERS							
0450 TRANSFER: GENERAL FUND	I	62,000.00	76,531.60	70,300.00	70,300.00	70,300.00	47,000.00
TRANSFERS		62,000.00	76,531.60	70,300.00	70,300.00	70,300.00	47,000.00
0650 EXPENSES							
0475 SALARY: EMPLOYEES	E	54,574.37	51,985.01	57,885.83	57,885.83	55,602.00	57,034.38
0477 SALARY: LONGEVITY	E	0.00	1,048.00	272.00	272.00	272.00	620.00
0478 SALARY: PART TIME	E	0.00	0.00	0.00	0.00	0.00	
0486 FICA	E	4,144.99	4,066.20	4,522.51	4,522.51	4,339.51	4,483.99
0487 GROUP MEDICAL	E	1,412.06	4,252.23	18,095.52	18,095.52	0.00	18,494.40
0488 LIFE INSURANCE	E	185.72	133.58	240.00	189.58	114.07	240.00
0489 RETIREMENT	E	3,236.60	3,250.51	3,663.82	3,663.82	3,513.79	3,612.11
0490 UNEMPLOYMENT	E	99.03	157.43	203.00	203.00	143.59	175.84
0491 WORKERS COMP	E	481.64	452.68	404.97	404.97	342.05	433.75
0492 SALARY: CELL PHONE ALLOWANCE	E	0.00	1,002.12	900.00	900.00	923.00	960.00
PERSONNEL EXPENSES		64,134.41	66,347.76	86,187.65	86,137.23	65,250.01	86,054.47
0510 SUPPLIES & DOE	E	290.35	67.30	0.00	76.77	76.77	326.11
0536 UNIFORMS	E	616.79	371.98	422.35	0.00	0.00	
0540 EQUIPMENT	E	76.60	41,071.00	0.00	0.00	0.00	
0554 REPAIRS, PARTS & LABOR	E	0.00	214.00	0.00	396.00	396.00	1,019.42
0625 CONT EDUC/TRAVEL/MEALS	E	215.00	150.00	0.00	0.00	0.00	
EXPENSES		65,333.15	108,222.04	86,610.00	86,610.00	65,722.78	87,400.00

09/08/20  
 TIME:09:22 AM

HOUSTON COUNTY, TEXAS  
 FISCAL YEAR 2021-OCTOBER 1, 2020 THROUGH SEPTEMBER 30, 2021  
 ADOPTED BUDGET - SEPTEMBER 8, 2020

PAGE 45  
 PREPARER:0003

Account Number and Title	T		Actual Exper		Org Budget Amended Budget		Actual Exper		Prop Budget	
	C		YEAR - 2018	YEAR - 2019	YEAR - 2020	YEAR - 2020	YEAR - 2020	YEAR - 2020	YEAR - 2021	YEAR - 2021

REPORTING FUND: 0030 COURTHOUSE SECURITY FUND

COURTHOUSE SECURITY FUND

Income Totals			74,144.68	88,001.46	86,610.00	86,610.00	84,147.21	87,400.00		
Expense Totals			65,333.15	108,222.04	86,610.00	86,610.00	65,722.78	87,400.00		

Account Number and Title T C Actual Exper YEAR - 2018 Actual Exper YEAR - 2019 Org Budget Amended Budget YEAR - 2020 Actual Exper YEAR - 2020 Prop Budget YEAR - 2021

REPORTING FUND: 0035 BAIL BOND BOARD FUND

Account Number and Title	T	C	Actual Exper YEAR - 2018	Actual Exper YEAR - 2019	Org Budget Amended Budget YEAR - 2020	Actual Exper YEAR - 2020	Prop Budget YEAR - 2021
<b>0350 REVENUES</b>							
0335 BANK ACCT INTEREST	I		1.13	0.06	0.00	3.35	
0351 BAIL BOND LICENSE FEE	I		500.00	1,000.00	1,150.00	500.00	500.00
0448 PROJECTED CARRYOVER-PRIOR YR	I		0.00	0.00	0.00	0.00	500.00
<b>REVENUES</b>			<b>501.13</b>	<b>1,000.06</b>	<b>1,150.00</b>	<b>503.35</b>	<b>1,000.00</b>

Account Number and Title	T	C	Actual Exper YEAR - 2018	Actual Exper YEAR - 2019	Org Budget Amended Budget YEAR - 2020	Actual Exper YEAR - 2020	Prop Budget YEAR - 2021
<b>0390 TRANSFERS IN</b>							
<b>TRANSFERS IN</b>			<b>0.00</b>	<b>0.00</b>	<b>0.00</b>	<b>0.00</b>	<b>0.00</b>

Account Number and Title	T	C	Actual Exper YEAR - 2018	Actual Exper YEAR - 2019	Org Budget Amended Budget YEAR - 2020	Actual Exper YEAR - 2020	Prop Budget YEAR - 2021
<b>0650 DEPARTMENTAL EXPENSES</b>							
0485 SALARY: SUPPLEMENTS	E		999.96	5.50	1,000.00	961.50	
0486 FICA	E		74.28	0.42	76.80	71.45	
0487 GROUP MEDICAL	E		0.00	0.00	0.00	9.05	
0488 LIFE INSURANCE	E		0.00	0.00	0.00	0.00	
0489 RETIREMENT	E		59.25	0.33	60.88	59.55	
0490 UNEMPLOYMENT	E		1.78	0.00	2.50	2.42	
0491 WORKERS COMP	E		8.60	0.00	9.82	5.78	
PERSONNEL EXPENSES			<b>1,143.87</b>	<b>6.25</b>	<b>1,150.00</b>	<b>1,109.75</b>	<b>0.00</b>
0510 SUPPLIES & DOE	E		0.00	0.00	0.00	0.00	500.00
0600 LEGAL EXPENSES	E		0.00	0.00	0.00	0.00	
0625 CONT EDUC/TRAVEL/MEALS	E		0.00	0.00	0.00	0.00	500.00
<b>DEPARTMENTAL EXPENSES</b>			<b>1,143.87</b>	<b>6.25</b>	<b>1,150.00</b>	<b>1,109.75</b>	<b>1,000.00</b>

Account Number and Title	T	C	Actual Exper YEAR - 2018	Actual Exper YEAR - 2019	Org Budget Amended Budget YEAR - 2020	Actual Exper YEAR - 2020	Prop Budget YEAR - 2021
<b>BAIL BOND BOARD FUND</b>							
<b>Income Totals</b>			<b>501.13</b>	<b>1,000.06</b>	<b>1,150.00</b>	<b>503.35</b>	<b>1,000.00</b>
<b>Expense Totals</b>			<b>1,143.87</b>	<b>6.25</b>	<b>1,150.00</b>	<b>1,109.75</b>	<b>1,000.00</b>



Account Number and Title	T C	Actual Exper YEAR - 2018	Actual Exper YEAR - 2019	Org Budget Amended YEAR - 2020	Budget YEAR - 2020	Actual Exper YEAR - 2020	Prop Budget YEAR - 2021
REPORTING FUND: 0040 LAW LIBRARY FUND							
<b>0350 REVENUES</b>							
0313 COUNTY CLERK	I	3,300.00	3,450.50	3,000.00	3,000.00	3,660.00	3,000.00
0317 DISTRICT CLERK	I	5,838.72	5,556.03	4,000.00	4,000.00	4,914.99	4,000.00
0335 BANK ACCT INTEREST	I	12.71	0.71	0.00	0.00	43.29	25.00
0448 PROJECTED CARRYOVER-PRIOR YR	I	0.00	0.00	0.00	0.00	0.00	8,300.00
REVENUES		9,151.43	9,007.24	7,000.00	7,000.00	8,618.28	15,325.00
<b>0650 EXPENSES</b>							
0590 REFERENCE BOOKS	E	0.00	0.00	0.00	0.00	0.00	8,300.00
0591 LEGAL RESEARCH-ONLINE ACCESS	E	10,800.00	10,692.00	7,000.00	7,000.00	0.00	7,025.00
0798 MISCELLANEOUS	E	0.00	0.00	0.00	0.00	0.00	
EXPENSES		10,800.00	10,692.00	7,000.00	7,000.00	0.00	15,325.00
<b>LAW LIBRARY FUND</b>							
Income Totals		9,151.43	9,007.24	7,000.00	7,000.00	8,618.28	15,325.00
Expense Totals		10,800.00	10,692.00	7,000.00	7,000.00	0.00	15,325.00

Account Number and Title T C YEAR - 2018 Actual Exper YEAR - 2019 Actual Exper Org Budget Amended Budget YEAR - 2020 YEAR - 2020 Actual Exper YEAR - 2020 Prop Budget YEAR - 2021

REPORTING FUND: 0045 HOTEL/MOTEL OCCUPANCY TAX FUND

Account Number and Title	T	C	YEAR - 2018 Actual Exper	YEAR - 2019 Actual Exper	Org Budget Amended Budget YEAR - 2020	YEAR - 2020 Actual Exper	YEAR - 2020 Prop Budget
0350 REVENUES							
0309 HOTEL OCCUPANCY TAXES	I		27,125.12	71,750.64	22,000.00	36,964.64	22,000.00
0335 BANK ACCT INTEREST	I		94.05	308.20	0.00	1,394.59	1,000.00
0339 MISCELLANEOUS/REIMB	I		1,530.00	0.00	0.00	0.00	
0340 REFUND-COIN SALES	I		0.00	0.00	0.00	0.00	
0448 PROJECTED CARRYOVER-PRIOR YR	I		0.00	0.00	18,000.00	0.00	17,000.00
REVENUES			28,749.17	72,058.84	40,000.00	38,359.23	40,000.00

Account Number and Title	T	C	YEAR - 2018 Actual Exper	YEAR - 2019 Actual Exper	Org Budget Amended Budget YEAR - 2020	YEAR - 2020 Actual Exper	YEAR - 2020 Prop Budget
0650 EXPENSES							
0202 TOURISM PROMOTION	E		17,000.00	24,000.00	27,000.00	15,000.00	27,000.00
0210 WEBSITE DEVELOPMENT	E		341.72	74.99	3,000.00	368.43	3,000.00
0617 MAPPING PROJECT	E		0.00	0.00	0.00	0.00	
0628 TRAVEL	E		0.00	0.00	0.00	0.00	
0630 ADVERTISING	E		300.00	2,000.00	10,000.00	0.00	10,000.00
0631 POSTAGE	E		0.00	0.00	0.00	0.00	
0708 MUSEUM & VISITORS CENTER	E		0.00	0.00	0.00	0.00	
EXPENSES			17,641.72	26,074.99	40,000.00	15,368.43	40,000.00

Account Number and Title	T	C	YEAR - 2018 Actual Exper	YEAR - 2019 Actual Exper	Org Budget Amended Budget YEAR - 2020	YEAR - 2020 Actual Exper	YEAR - 2020 Prop Budget
0700 TRANSFERS							
0913 TRANSFER: CO & DIST CT TECH FUND	E		0.00	0.00	0.00	0.00	0.00
TRANSFERS			0.00	0.00	0.00	0.00	0.00

Account Number and Title	T	C	YEAR - 2018 Actual Exper	YEAR - 2019 Actual Exper	Org Budget Amended Budget YEAR - 2020	YEAR - 2020 Actual Exper	YEAR - 2020 Prop Budget
HOTEL/MOTEL OCCUPANCY TAX FUND							
Income Totals			28,749.17	72,058.84	40,000.00	38,359.23	40,000.00
Expense Totals			17,641.72	26,074.99	40,000.00	15,368.43	40,000.00

Account Number and Title	T C	Actual Exper YEAR - 2018	Actual Exper YEAR - 2019	Org Budget YEAR - 2020	Amended Budget YEAR - 2020	Actual Exper YEAR - 2020	Prop Budget YEAR - 2021
-----------------------------	--------	-----------------------------	-----------------------------	---------------------------	-------------------------------	-----------------------------	----------------------------

REPORTING FUND: 0050 COMMUNITY DEVELOPMENT FUND

0350 REVENUES							
0335 BANK ACCT INTEREST	I	0.00	151.49	0.00	0.00	1,167.33	1,000.00
0352 UNCLAIMED CAPITAL CREDITS-STATE	I	0.00	92,647.67	0.00	0.00	16,683.08	
0448 PROJECTED CARRYOVER-PRIOR YR	I	0.00	0.00	20,000.00	20,000.00	0.00	98,000.00
REVENUES		0.00	92,799.16	20,000.00	20,000.00	17,850.41	99,000.00

0650 EXPENSES							
0200 COMMUNITY DEVELOPMENT	E	0.00	14,129.50	7,700.00	7,700.00	0.00	89,000.00
0628 TRAVEL-ECONOMIC DEVELOPMENT	E	0.00	0.00	0.00	0.00	0.00	
EXPENSES		0.00	14,129.50	7,700.00	7,700.00	0.00	89,000.00

0700 TRANSFERS							
0910 TRANSFER: AIRPORT FUND	E	4,500.00	3,400.00	12,300.00	12,300.00	12,300.00	10,000.00
TRANSFERS		4,500.00	3,400.00	12,300.00	12,300.00	12,300.00	10,000.00

COMMUNITY DEVELOPMENT FUND							
Income Totals		0.00	92,799.16	20,000.00	20,000.00	17,850.41	99,000.00
Expense Totals		4,500.00	17,529.50	20,000.00	20,000.00	12,300.00	99,000.00

Account Number and Title	T C	Actual Exper		Org Budget Amended Budget		Actual Exper		Prop Budget	
		YEAR - 2018	YEAR - 2019	YEAR - 2020	YEAR - 2020	YEAR - 2020	YEAR - 2021	YEAR - 2021	YEAR - 2021

REPORTING FUND: 0055 HOUSTON CO HISTORICAL COMM

0350 REVENUES									
0335 BANK ACCT INTEREST	I	39.66	81.03	25.00	25.00	313.94	25.00	25.00	25.00
0336 DONATIONS	I	385.25	463.00	350.00	350.00	30.25	350.00	100.00	100.00
0354 SALE OF BOOKS	I	1,745.00	522.40	400.00	400.00	15.00	400.00	10.00	10.00
0361 SALE OF COINS	I	320.00	190.00	100.00	100.00	4.00	100.00		
0448 PROJECTED CARRYOVER-PRIOR YR	I	0.00	0.00	26,000.00	26,000.00	0.00	26,000.00		25,000.00
REVENUES		2,489.91	1,256.43	26,875.00	26,875.00	363.19	26,875.00		25,135.00

0390 TRANSFERS									
0450 TRANSFER: GENERAL FUND	I	2,935.00	2,935.00	2,935.00	2,935.00	2,935.00	2,935.00	2,935.00	2,935.00
TRANSFERS		2,935.00	2,935.00	2,935.00	2,935.00	2,935.00	2,935.00	2,935.00	2,935.00

0650 EXPENSES									
0510 SUPPLIES & DOE	E	506.35	502.80	2,000.00	2,000.00	215.86	2,000.00	2,000.00	2,000.00
0540 EQUIPMENT	E	0.00	795.75	2,500.00	2,500.00	0.00	2,500.00	2,500.00	2,500.00
0612 PRESERVATION OF HISTORICAL ITEMS	E	0.00	0.00	17,000.00	17,000.00	194.85	17,000.00	15,170.00	15,170.00
0628 TRAVEL/WORKSHOP EXP	E	0.00	0.00	2,000.00	2,000.00	0.00	2,000.00	2,000.00	2,000.00
0631 POSTAGE	E	0.00	0.00	1,000.00	1,000.00	0.00	1,000.00	1,000.00	1,000.00
0662 RENTALS/LEASE PURCHASE	E	512.58	1,025.16	1,200.00	1,200.00	938.96	1,200.00	1,200.00	1,200.00
0750 HISTORICAL MARKER	E	210.00	0.00	2,500.00	2,500.00	0.00	2,500.00	2,500.00	2,500.00
0751 PUBLICATIONS	E	50.00	50.00	500.00	500.00	0.00	500.00	500.00	500.00
0798 MISCELLANEOUS	E	445.90	1,014.11	1,110.00	1,110.00	62.20	1,110.00	1,200.00	1,200.00
EXPENSES		1,724.83	3,387.82	29,810.00	29,810.00	1,411.87	29,810.00	28,070.00	28,070.00

HOUSTON CO HISTORICAL COMM									
Income Totals		5,424.91	4,191.43	29,810.00	29,810.00	3,298.19	29,810.00	28,070.00	28,070.00
Expense Totals		1,724.83	3,387.82	29,810.00	29,810.00	1,411.87	29,810.00	28,070.00	28,070.00

Account Number and Title	F C	Actual Exper YEAR - 2018	Actual Exper YEAR - 2019	Org Budget Amended YEAR - 2020	Budget YEAR - 2020	Actual Exper YEAR - 2020	Prop Budget YEAR - 2021
REPORTING FUND: 0060 JUSTICE COURT SECURITY FUND							
0350 REVENUES							
0325 JUSTICE COURTS	I	1,773.73	1,607.10	0.00	0.00	402.43	100.00
0335 BANK ACCT INTEREST	I	20.86	47.98	0.00	0.00	190.43	600.00
0362 JUSTICE CT SECURITY-JP 1 FEES	I	0.00	0.00	600.00	600.00	498.17	600.00
0363 JUSTICE CT SECURITY-JP 2 FEES	I	0.00	0.00	600.00	600.00	399.06	600.00
0448 PROJECTED CARRYOVER-PRIOR YR	I	0.00	0.00	15,500.00	15,500.00	0.00	5,000.00
REVENUES		1,794.59	1,655.08	16,700.00	16,700.00	1,490.09	6,300.00
0650 EXPENSES							
0544 SECURITY EQUIPMENT	E	0.00	0.00	16,700.00	16,700.00	0.00	6,300.00
EXPENSES		0.00	0.00	16,700.00	16,700.00	0.00	6,300.00
0700 TRANSFERS							
TRANSFERS		0.00	0.00	0.00	0.00	0.00	0.00
JUSTICE COURT SECURITY FUND							
Income Totals		1,794.59	1,655.08	16,700.00	16,700.00	1,490.09	6,300.00
Expense Totals		0.00	0.00	16,700.00	16,700.00	0.00	6,300.00

Account Number and Title	T C	Actual Exper YEAR - 2018	Actual Exper YEAR - 2019	Org Budget YEAR - 2020	Amended Budget YEAR - 2020	Actual Exper YEAR - 2020	Prop Budget YEAR - 2021
REPORTING FUND: 0065 JUSTICE COURT TECHNOLOGY FUND							
0350 REVENUES							
0325 JUSTICE COURTS	I	7,154.07	6,492.67	0.00	0.00	0.00	
0335 BANK ACCT INTEREST	I	13.91	28.23	0.00	0.00	8.93	
0362 JUSTICE CT TECH-JP 1 FEE	I	0.00	0.00	2,900.00	2,900.00	3,081.66	3,000.00
0363 JUSTICE CT TECH-JP 2 FEE	I	0.00	0.00	2,900.00	2,900.00	2,620.15	2,500.00
0448 PROJECTED CARRYOVER-PRIOR YR	I	0.00	0.00	9,200.00	9,200.00	0.00	700.00
REVENUES		7,167.98	6,520.90	15,000.00	15,000.00	5,710.74	6,200.00

0650 EXPENSES							
0540 EQUIPMENT	E	2,944.44	0.00	8,000.00	8,000.00	7,911.34	
0623 COMMUNICATION-MDT EXPENSE	E	0.00	0.00	0.00	0.00	0.00	
0632 COMPUTER SOFTWARE/MAINT	E	7,000.00	7,000.00	7,000.00	7,000.00	7,000.00	6,200.00
0652 MAINTENANCE CONTRACTS	E	0.00	0.00	0.00	0.00	0.00	
EXPENSES		9,944.44	7,000.00	15,000.00	15,000.00	14,911.34	6,200.00

JUSTICE COURT TECHNOLOGY FUND							
Income Totals		7,167.98	6,520.90	15,000.00	15,000.00	5,710.74	6,200.00
Expense Totals		9,944.44	7,000.00	15,000.00	15,000.00	14,911.34	6,200.00



09/08/20  
 TIME:09:22 AM

HOUSTON COUNTY, TEXAS  
 FISCAL YEAR 2021-OCTOBER 1, 2020 THROUGH SEPTEMBER 30, 2021  
 ADOPTED BUDGET - SEPTEMBER 8, 2020

PAGE 54  
 PREPARER:0003

Account Number and Title	T C	Actual Exper YEAR - 2018	Actual Exper YEAR - 2019	Org Budget YEAR - 2020	Amended Budget YEAR - 2020	Actual Exper YEAR - 2020	Prop Budget YEAR - 2021
-----------------------------	--------	-----------------------------	-----------------------------	---------------------------	-------------------------------	-----------------------------	----------------------------

REPORTING FUND: 0070 CO & DISTRICT CT TECHNOLOGY FD

0350 REVENUES

0313 COUNTY CLERK	I	442.96	442.00	400.00	400.00	244.09	400.00
0317 DISTRICT CLERK	I	621.41	699.29	500.00	500.00	503.94	500.00
0335 BANK ACCT INTEREST	I	1.49	2.54	0.00	0.00	17.75	
0448 PROJECTED CARRYOVER-PRIOR YR	I	0.00	0.00	850.00	850.00	0.00	2,000.00
REVENUES		1,065.86	1,143.83	1,750.00	1,750.00	765.78	2,900.00

0390 TRANSFERS IN

0450 TRANSFER: GENERAL FUND

	I	0.00	0.00	0.00	0.00	0.00	
TRANSFERS IN		0.00	0.00	0.00	0.00	0.00	0.00

0650 EXPENSES

0540 EQUIPMENT

0552 EQUIPMENT REPAIR

EXPENSES

	E	2,045.88	0.00	1,750.00	1,750.00	0.00	2,900.00
	E	184.00	0.00	0.00	0.00	0.00	
EXPENSES		2,229.88	0.00	1,750.00	1,750.00	0.00	2,900.00

CO & DISTRICT CT TECHNOLOGY FD

Income Totals

Expense Totals

Income Totals		1,065.86	1,143.83	1,750.00	1,750.00	765.78	2,900.00
Expense Totals		2,229.88	0.00	1,750.00	1,750.00	0.00	2,900.00



Account Number and Title	T C	Actual Exper		Org Budget Amended Budget		Actual Exper		Prop Budget	
		YEAR - 2018	YEAR - 2019	YEAR - 2020	YEAR - 2020	YEAR - 2020	YEAR - 2020	YEAR - 2021	
REPORTING FUND: 0075 FAMILY PROTECTION FUND									
0350 REVENUES									
0317 DISTRICT CLERK	I	1,200.00	1,003.00	1,000.00	1,000.00	1,097.00	1,000.00		
0335 BANK ACCT INTEREST	I	12.64	26.62	0.00	0.00	107.99	50.00		
0448 PROJECTED CARRYOVER-PRIOR YR	I	0.00	0.00	8,800.00	8,800.00	0.00	10,000.00		
REVENUES		1,212.64	1,029.62	9,800.00	9,800.00	1,204.99	11,050.00		
0650 EXPENSES									
0603 CONTRACT & PROFESSIONAL SERV									
0713 HOU/TRIN CO CHILDRENS CENTER	E	0.00	0.00	4,800.00	4,800.00	0.00	5,000.00		
EXPENSES		0.00	0.00	9,800.00	9,800.00	0.00	11,050.00		
FAMILY PROTECTION FUND									
Income Totals		1,212.64	1,029.62	9,800.00	9,800.00	1,204.99	11,050.00		
Expense Totals		0.00	0.00	9,800.00	9,800.00	0.00	11,050.00		

Account Number and Title T Actual Exper YEAR - 2018 Actual Exper YEAR - 2019 Org Budget Amended Budget YEAR - 2020 Actual Exper YEAR - 2020 Prop Budget YEAR - 2021

REPORTING FUND: 0080 CHILD ABUSE PREVENTN FUND

0350 REVENUES

0317 DISTRICT CLERK	I	302.12	343.37	200.00	291.98	3,000.00
0335 BANK ACCT INTEREST	I	6.58	3.65	0.00	16.66	
0448 PROJECTED CARRYOVER-PRIOR YR	I	0.00	0.00	1,200.00	0.00	1,600.00
REVENUES		308.70	347.02	1,400.00	308.64	4,600.00

0360 CWB REVENUES

0336 DONATIONS	I	4,355.00	5,490.00	0.00	0.00	
CWB REVENUES		4,355.00	5,490.00	0.00	0.00	0.00

0390 TRANSFERS IN

0450 TRANSFER: CHILD WELFARE BD	E	2,000.00	0.00	0.00	0.00	
TRANSFERS IN		2,000.00	0.00	0.00	0.00	0.00

0650 DEPARTMENTAL EXPENSES

0603 CONTRACT & PROFESSIONAL SERV	E	0.00	0.00	1,400.00	0.00	4,600.00
DEPARTMENTAL EXPENSES		0.00	0.00	1,400.00	0.00	4,600.00

0660 CWB EXPENSES

0735 CWB/CPS DISBURSEMENTS	E	6,342.12	6,215.00	0.00	0.00	
CWB EXPENSES		6,342.12	6,215.00	0.00	0.00	0.00

CHILD ABUSE PREVENTN FUND

Income Totals		4,663.70	5,837.02	1,400.00	308.64	4,600.00
Expense Totals		8,342.12	6,215.00	1,400.00	0.00	4,600.00

Account Number and Title      I Actual Exper YEAR - 2018      Actual Exper YEAR - 2019      Org Budget Amended Budget YEAR - 2020      Actual Exper YEAR - 2020      Prop Budget YEAR - 2021

REPORTING FUND: 0090 ELECTION SERVICES CONTRACT FUND

0360 REVENUES-MISC

0335 BANK ACCT INTEREST	I	0.00	13.38	0.00	0.00	0.98
0380 HOUSTON CO HOSPITAL DISTRICT	I	3,272.00	1,405.15	0.00	0.00	0.00
0381 GRAPELAND HOSPITAL DISTRICT	I	321.20	302.93	0.00	0.00	0.00
0382 CROCKETT ISD	I	0.00	50.00	0.00	0.00	0.00
0383 CITY OF CROCKETT	I	0.00	0.00	0.00	0.00	0.00
0448 PROJECTED CARRYOVER-PRIOR YR	I	0.00	0.00	3,690.00	0.00	0.00
REVENUES-MISC	-	3,593.20	1,771.46	3,690.00	0.98	0.00

0650 EXPENSES

0510 SUPPLIES & DOES	E	567.99	1,091.79	3,690.00	0.00	0.00
0625 CONF EDUC/TRAVEL/MEALS	E	0.00	0.00	0.00	1,919.77	0.00
EXPENSES	-	567.99	1,091.79	3,690.00	1,919.77	0.00

0760 EXPENSES-MISC

0380 HOUSTON CO HOSPITAL DISTRICT	E	0.00	0.00	0.00	0.00	0.00
0381 GRAPELAND HOSPITAL DISTRICT	E	7.20	0.00	0.00	0.00	0.00
0382 LOVELADY ISD	E	0.00	0.00	0.00	2,398.21	0.00
EXPENSES-MISC	-	7.20	0.00	0.00	2,398.21	0.00

ELECTION SERVICES CONTRACT FUND

Income Totals	3,593.20	1,771.46	3,690.00	0.98	0.00
Expense Totals	575.19	1,091.79	3,690.00	4,317.98	0.00

09/08/20  
 TIME:09:22 AM

HOUSTON COUNTY, TEXAS  
 FISCAL YEAR 2021-OCTOBER 1, 2020 THROUGH SEPTEMBER 30, 2021  
 ADOPTED BUDGET - SEPTEMBER 8, 2020

PAGE 58  
 PREPARER:0003

Account Number and Title	T C	Actual Exper YEAR - 2018	Actual Exper YEAR - 2019	Org Budget YEAR - 2020	Amended Budget YEAR - 2020	Actual Exper YEAR - 2020	Prop Budget YEAR - 2021
REPORTING FUND: 0100 ROAD & BRIDGE-RIGHT OF WAY FUND							
0350 REVENUES							
0314 MOTOR VEHICLE REGISTRATION	I	89,655.00	88,126.15	65,000.00	74,000.00	73,375.00	70,000.00
0335 BANK ACCT INTEREST	I	77.17	118.18	0.00	0.00	399.44	200.00
0448 PROJECTED CARRYOVER-PRIOR YR	I	0.00	0.00	0.00	0.00	0.00	30,000.00
REVENUES		89,732.17	88,244.33	65,000.00	74,000.00	73,774.44	100,200.00
0650 EXPENSES							
0550 RIGET OF WAY COSTS	E	0.00	1,500.00	5,000.00	14,000.00	13,804.50	10,200.00
0555 UTILITY ROW COSTS	E	0.00	0.00	0.00	0.00	0.00	30,000.00
EXPENSES		0.00	1,500.00	5,000.00	14,000.00	13,804.50	40,200.00
0700 TRANSFERS - R & B							
0911 TRANSFER: R & B PRECINCTS	E	94,000.00	70,000.00	60,000.00	60,000.00	60,000.00	60,000.00
TRANSFERS - R & B		94,000.00	70,000.00	60,000.00	60,000.00	60,000.00	60,000.00
ROAD & BRIDGE-RIGET OF WAY FUND							
Income Totals		89,732.17	88,244.33	65,000.00	74,000.00	73,774.44	100,200.00
Expense Totals		94,000.00	71,500.00	65,000.00	74,000.00	73,804.50	100,200.00

Account Number and Title	T C	Actual Exper YEAR - 2018	Actual Exper YEAR - 2019	Org Budget Amended Budget YEAR - 2020 YEAR - 2020	Actual Exper YEAR - 2020	Prop Budget YEAR - 2021
REPORTING FUND: 0105 ROAD & BRIDGE-FINES FUND						
0350 REVENUES						
0313 FINES-COUNTY CLERK	I	49,885.52	63,322.53	41,000.00	33,806.37	30,000.00
0317 FINES-DISTRICT CLERK	I	50,880.35	64,481.06	41,000.00	48,629.52	42,000.00
0335 BANK ACCT INTEREST	I	65.77	150.89	0.00	464.20	200.00
0448 PROJECTED CARRYOVER-PRIOR YR	I	0.00	0.00	24,000.00	0.00	40,000.00
REVENUES		100,831.64	127,954.48	106,000.00	82,900.09	112,200.00
0650 EXPENSES						
0475 SALARY: EMPLOYEES	E	13,689.66	26,901.94	28,247.04	27,160.50	28,247.04
0477 SALARY: LONGEVITY	E	0.00	0.00	136.00	136.00	290.00
0478 SALARY: PART TIME	E	5,257.91	206.93	0.00	0.00	
0486 FICA	E	1,449.53	2,073.74	2,171.30	2,088.15	2,183.07
0488 LIFE INSURANCE	E	69.16	118.56	120.00	108.68	120.00
0489 RETIREMENT	E	1,129.82	1,630.37	1,759.25	1,689.38	1,758.59
0490 UNEMPLOYMENT	E	32.66	79.89	100.00	68.69	85.61
0491 WORKERS COMP	E	159.42	224.51	224.00	164.12	211.17
PERSONNEL EXPENSES		21,788.16	31,235.94	32,602.55	31,415.52	32,895.48
0510 SUPPLIES & DOE	E	73.54	0.00	1,097.45	1,096.83	1,500.00
0540 EQUIPMENT-SMALL	E	0.00	0.00	93.29	93.29	323.47
0632 COMPUTER SOFTWARE/MAIN	E	1,300.00	1,300.00	1,300.00	1,300.00	1,300.00
0763 AGENCY DISTRIBUTION-TPW	E	0.00	2,400.00	751.67	0.00	1,181.05
DEPARTMENTAL EXPENSES		1,373.54	3,700.00	3,242.41	2,490.12	4,304.52
EXPENSES		23,161.70	34,935.94	36,000.00	33,905.64	37,200.00
0700 TRANSFERS - R & B						
0911 TRANSFER: R & B PRECINCTS						
TRANSFERS - R & B		92,000.00	80,000.00	70,000.00	70,000.00	75,000.00
ROAD & BRIDGE-FINES FUND						
Income Totals		100,831.64	127,954.48	106,000.00	82,900.09	112,200.00
Expense Totals		115,161.70	114,935.94	106,000.00	103,905.64	112,200.00

Account Number and Title	T C	Actual Exper YEAR - 2018	Actual Exper YEAR - 2019	Org Budget YEAR - 2020	Amended Budget YEAR - 2020	Actual Exper YEAR - 2020	Prop Budget YEAR - 2021
-----------------------------	--------	-----------------------------	-----------------------------	---------------------------	-------------------------------	-----------------------------	----------------------------

REPORTING FUND: 0110 ROAD & BRIDGE-TIMBER FUNDS

0350 REVENUES

0335 BANK ACCT INTEREST	I	277.92	821.72	0.00	0.00	1,963.30	49.32
0402 TIMBER ALLOCATION-FEDERAL	I	315,422.85	340,872.92	200,000.00	325,805.79	325,805.79	309,515.50
0403 MINERAL ALLOCATION-FEDERAL	I	60,134.62	67,399.72	0.00	53,701.19	53,701.19	
0404 TIMBER-TITLE III-ALLOCATION	I	25,976.00	28,071.89	0.00	0.00	26,831.07	25,489.52
0448 PROJECTED CARRYOVER-PRIOR YR	I	0.00	0.00	150,000.00	150,000.00	0.00	98,000.00
REVENUES		401,811.39	437,166.25	350,000.00	529,506.98	408,301.35	433,054.34

0650 EXPENSES

0540 TITLE III PROGRAM-EQUIPMENT	E	0.00	122,897.03	0.00	0.00	0.00	78,296.59
0766 AGENCY DISTRIBUTIONS-NATIONAL FOREST	E	187,778.75	204,136.32	100,000.00	279,506.98	189,753.48	154,757.75
0768 TIMBER-TITLE III PROGRAM	E	0.00	0.00	0.00	0.00	0.00	
EXPENSES		187,778.75	327,033.35	100,000.00	279,506.98	189,753.48	233,054.34

0700 TRANSFERS - R & B

0911 TRANSFER: R & B PRECINCTS	E	30,000.00	150,000.00	250,000.00	250,000.00	250,000.00	200,000.00
TRANSFERS - R & B		30,000.00	150,000.00	250,000.00	250,000.00	250,000.00	200,000.00

ROAD & BRIDGE-TIMBER FUNDS

Income Totals		401,811.39	437,166.25	350,000.00	529,506.98	408,301.35	433,054.34
Expense Totals		217,778.75	477,033.35	350,000.00	529,506.98	439,753.48	433,054.34

Account Number and Title	T C	Actual Exper		Org Budget Amended Budget		Actual Exper		Prop Budget YEAR - 2021
		YEAR - 2018	YEAR - 2019	YEAR - 2020	YEAR - 2020	YEAR - 2020	YEAR - 2020	
REPORTING FUND: 0140 RECORDS MGMT & PRESERVE FUND								
0350 REVENUES								
0313 COUNTY CLERK	I	9,389.38	4,495.40	3,500.00	3,500.00	3,605.20		3,500.00
0317 DISTRICT CLERK	I	4,443.49	4,383.35	3,500.00	3,500.00	4,447.65		3,500.00
0335 BANK ACCT INTEREST	I	24.69	13.65	0.00	0.00	82.42		100.00
0448 PROJECTED CARRYOVER-PRIOR YR	I	0.00	0.00	0.00	0.00	0.00		12,500.00
REVENUES		13,857.56	8,892.40	7,000.00	7,000.00	8,135.27		19,600.00
0650 EXPENSES								
0245 RMPE-SOFTWARE MAINTENANCE								
0478 SALARY: PART TIME	E	0.00	0.00	0.00	0.00	0.00		2,000.00
0486 FICA	E	442.50	2,691.46	6,000.00	6,000.00	1,838.54		153.00
0487 GROUP MEDICAL	E	33.87	205.92	535.00	535.00	140.66		
0489 RETIREMENT	E	0.00	0.00	0.00	0.00	0.00		123.25
0490 UNEMPLOYMENT	E	0.00	161.75	420.00	420.00	112.99		10.00
0491 WORKERS COMP	E	0.00	0.00	10.00	10.00	0.00		35.00
PERSONNEL EXPENSES		476.37	3,059.13	7,000.00	7,000.00	2,092.19		2,321.25
0525 COMPUTER MAINTENANCE-SOFTWARE								
0540 EQUIPMENT	E	0.00	0.00	0.00	0.00	0.00		2,522.09
0612 PRESERVATION/RESTORATION	E	0.00	0.00	0.00	0.00	0.00		
0632 COMPUTER SOFTWARE/MAINT	E	0.00	23,412.50	0.00	0.00	0.00		14,756.66
DEPARTMENTAL EXPENSES		0.00	23,412.50	0.00	0.00	0.00		17,278.75
EXPENSES		476.37	26,471.63	7,000.00	7,000.00	2,092.19		19,600.00
RECORDS MGMT & PRESERVE FUND								
Income Totals		13,857.56	8,892.40	7,000.00	7,000.00	8,135.27		19,600.00
Expense Totals		476.37	26,471.63	7,000.00	7,000.00	2,092.19		19,600.00

Account Number and Title	T C	Actual Exper YEAR - 2018	Actual Exper YEAR - 2019	Org Budget YEAR - 2020	Amended Budget YEAR - 2020	Actual Exper YEAR - 2020	Prop Budget YEAR - 2021
REPORTING FUND: 0145 REC MGMT & PRES-COUNTY CLERK							
0350 REVENUES							
0313 COUNTY CLERK	I	32,380.88	36,343.96	32,000.00	32,000.00	33,543.00	32,000.00
0335 BANK ACCT INTEREST	I	3.54	40.54	0.00	0.00	115.15	25.00
0448 PROJECTED CARRYOVER-PRIOR YR	I	0.00	0.00	12,000.00	17,000.00	0.00	20,200.00
REVENUES		32,384.42	36,384.50	44,000.00	49,000.00	33,658.15	52,225.00
0390 TRANSFERS IN							
0450 TRANSFER: GENERAL FUND	I	0.00	5,000.00	22,165.60	22,165.60	22,165.60	22,622.06
TRANSFERS IN		0.00	5,000.00	22,165.60	22,165.60	22,165.60	22,622.06
0650 EXPENSES							
0240 MANAGEMENT OF RECORDS	E	0.00	0.00	0.00	0.00	0.00	0.00
0245 RMFF-SOFTWARE MAINTENANCE	E	0.00	0.00	0.00	0.00	0.00	0.00
0250 SCAN & INDEXING	E	0.00	0.00	0.00	0.00	0.00	0.00
DEPARTMENTAL EXPENSES		0.00	0.00	0.00	0.00	0.00	0.00
0475 SALARY: EMPLOYEES	E	27,199.72	11,369.28	29,204.18	29,048.11	23,014.38	30,080.44
0477 SALARY: LONGEVITY	E	592.00	176.00	0.00	0.00	0.00	0.00
0478 SALARY: PART TIME	E	0.00	0.00	0.00	156.07	156.07	0.00
0486 FICA	E	2,127.28	883.16	2,234.12	2,234.12	1,769.49	2,301.15
0487 GROUP MEDICAL	E	8,233.66	2,919.60	9,047.76	9,047.76	5,663.16	9,247.20
0488 LIFE INSURANCE	E	118.56	29.64	120.00	120.00	79.04	120.00
0489 RETIREMENT	E	1,646.09	695.21	1,777.80	1,777.80	1,437.66	1,853.71
0490 UNEMPLOYMENT	E	48.30	30.63	138.24	138.24	23.59	90.24
0491 WORKERS COMP	E	234.22	101.30	231.00	231.00	108.21	222.60
PERSONNEL EXPENSES		40,199.83	16,204.82	42,753.10	42,753.10	32,251.60	43,915.34
0510 SUPPLIES & DOE	E	0.00	1,590.56	0.00	2,000.00	1,860.58	1,418.39
0540 EQUIPMENT	E	0.00	2,613.20	0.00	0.00	0.00	0.00
0625 COMPUTER MAINTENANCE-SOFTWARE	E	0.00	0.00	0.00	0.00	0.00	0.00
0632 COMPUTER SOFTWARE/MAINT	E	0.00	0.00	23,412.50	26,412.50	26,262.50	29,513.33
DEPARTMENTAL EXPENSES		0.00	4,203.76	23,412.50	28,412.50	28,123.08	30,931.72
EXPENSES		40,199.83	20,408.58	66,165.60	71,165.60	60,374.68	74,847.06



Account Number and Title	T		C		Actual Exper YEAR - 2018	Actual Exper YEAR - 2019	Org Budget Amended YEAR - 2020	Budget YEAR - 2020	Actual Exper YEAR - 2020	Prop Budget YEAR - 2021
	Actual	Exp	Actual	Exp						

REPORTING FUND: 0145 REC MGMT & PRES-COUNTY CLERK

REC MGMT & PRES-COUNTY CLERK

Income Totals	32,384.42				41,384.50	56,165.60	71,165.60	55,823.75	74,847.06
Expense Totals	40,199.83				20,408.58	66,165.60	71,165.60	60,374.68	74,847.06

Account Number and Title	T Actual Exper		Actual Exper		Org Budget Amended Budget		Actual Exper		Prop Budget	
	YEAR - 2018	YEAR - 2019	YEAR - 2020	YEAR - 2020	YEAR - 2020	YEAR - 2020	YEAR - 2020	YEAR - 2020	YEAR - 2021	YEAR - 2021
REPORTING FUND: 0150 REC MGMT & PRES-DISTRICT CLERK										
0350 REVENUES										
0317 DISTRICT CLERK	I	2,053.27	2,328.72	1,500.00	1,500.00	1,619.46	1,500.00	1,619.46	1,500.00	1,500.00
0335 BANK ACCT INTEREST	I	1.85	0.79	0.00	0.00	3.49	0.00	3.49	0.00	0.00
0448 PROJECTED CARRYOVER-PRIOR YR	I	0.00	0.00	0.00	400.00	0.00	0.00	0.00	600.00	600.00
REVENUES		2,055.12	2,329.51	1,500.00	1,900.00	1,622.95	1,900.00	1,622.95	2,100.00	2,100.00
0650 DEPARTMENTAL EXPENSES										
0240 MANAGEMENT OF RECORDS	E	0.00	0.00	0.00	0.00	0.00	0.00	0.00	0.00	0.00
0245 RMPT-COMPUTER MAINTENANCE	E	0.00	0.00	0.00	0.00	0.00	0.00	0.00	0.00	0.00
DEPARTMENTAL EXPENSES		0.00	0.00	0.00	0.00	0.00	0.00	0.00	0.00	0.00
0478 SALARY: PART TIME	E	1,797.85	1,316.23	0.00	1,600.00	1,566.87	1,600.00	1,566.87	1,300.00	1,300.00
0485 SALARY: SUPPLEMENTS	E	0.00	0.00	0.00	0.00	0.00	0.00	0.00	0.00	0.00
0486 FICA	E	137.45	100.69	0.00	120.00	119.86	120.00	119.86	99.45	99.45
0487 GROUP HEALTH	E	0.00	0.00	0.00	0.00	0.00	0.00	0.00	0.00	0.00
0488 LIFE INSURANCE	E	0.00	0.00	0.00	0.00	0.00	0.00	0.00	0.00	0.00
0489 RETIREMENT	E	107.42	79.11	0.00	100.00	96.85	100.00	96.85	80.11	80.11
0490 UNEMPLOYMENT	E	9.13	0.79	0.00	30.00	12.08	30.00	12.08	8.90	8.90
0491 WORKERS COMP	E	45.71	3.18	0.00	50.00	30.14	50.00	30.14	11.54	11.54
PERSONNEL EXPENSES		2,097.56	1,500.00	0.00	1,900.00	1,825.80	1,900.00	1,825.80	1,500.00	1,500.00
0540 EQUIPMENT	E	0.00	0.00	1,500.00	0.00	0.00	0.00	0.00	600.00	600.00
DEPARTMENTAL EXPENSES		2,097.56	1,500.00	1,500.00	1,900.00	1,825.80	1,900.00	1,825.80	2,100.00	2,100.00
REC MGMT & PRES-DISTRICT CLERK										
Income Totals		2,055.12	2,329.51	1,500.00	1,900.00	1,622.95	1,900.00	1,622.95	2,100.00	2,100.00
Expense Totals		2,097.56	1,500.00	1,500.00	1,900.00	1,825.80	1,900.00	1,825.80	2,100.00	2,100.00

Account Number and Title	T C	Actual Exper YEAR - 2018	Actual Exper YEAR - 2019	Org Budget Amended YEAR - 2020	Budget YEAR - 2020	Actual Exper YEAR - 2020	Prop Budget YEAR - 2021
REPORTING FUND: 0155 VITAL RECORDS - COUNTY CLERK							
0350 REVENUES							
0313 COUNTY CLERK	I	1,283.00	713.18	1,000.00	1,000.00	1,408.93	1,100.00
0335 BANK ACCT INTEREST	I	0.16	1.51	0.00	0.00	5.04	
0448 PROJECTED CARRYOVER-PRIOR YR	I	0.00	0.00	1,000.00	1,000.00	0.00	500.00
REVENUES		1,283.16	714.69	2,000.00	2,000.00	1,413.97	1,600.00
0650 EXPENSES							
0510 SUPPLIES & DOE	E	873.02	0.00	1,000.00	2,000.00	1,431.00	1,600.00
0625 CONT EDUC/TRAVEL/MEALS	E	579.42	0.00	1,000.00	0.00	0.00	
EXPENSES		1,452.44	0.00	2,000.00	2,000.00	1,431.00	1,600.00
VITAL RECORDS - COUNTY CLERK							
Income Totals		1,283.16	714.69	2,000.00	2,000.00	1,413.97	1,600.00
Expense Totals		1,452.44	0.00	2,000.00	2,000.00	1,431.00	1,600.00

Account Number and Title T Actual Exper YEAR - 2019 Actual Exper YEAR - 2020 Org Budget Amended Budget YEAR - 2020 Actual Exper YEAR - 2020 Prop Budget YEAR - 2021

REPORTING FUND: 0160 RECORDS ARCHIVE-COUNTY CLERK

0350 REVENUES

0313 COUNTY CLERK	I	1,460.00	1,630.00	1,300.00	1,300.00	11,140.00	1,000.00
0335 BANK ACCT INTEREST	I	213.97	129.70	0.00	0.00	334.99	
0448 PROJECTED CARRYOVER-PRIOR YR	I	0.00	0.00	38,000.00	38,000.00	0.00	17,000.00
REVENUES		1,673.97	1,759.70	39,300.00	39,300.00	11,474.99	18,000.00

0650 EXPENSES

0540 EQUIPMENT	E	0.00	0.00	0.00	0.00	0.00	
0612 PRESERVATION/RESTORATION	E	0.00	113,406.75	39,300.00	39,300.00	29,238.16	18,000.00
0625 COMPUTER MAINTENANCE-SOFTWARE	E	23,412.50	0.00	0.00	0.00	0.00	
EXPENSES		23,412.50	113,406.75	39,300.00	39,300.00	29,238.16	18,000.00

RECORDS ARCHIVE-COUNTY CLERK

Income Totals		1,673.97	1,759.70	39,300.00	39,300.00	11,474.99	18,000.00
Expense Totals		23,412.50	113,406.75	39,300.00	39,300.00	29,238.16	18,000.00

Account Number and Title T Actual Exper YEAR - 2018 Actual Exper YEAR - 2019 Org Budget Amended Budget YEAR - 2020 Actual Exper YEAR - 2020 Prop Budget YEAR - 2021

REPORTING FUND: 0165 RECORDS ARCHIVE-DISTRICT CLERK

0350 REVENUES

0317 DISTRICT CLERK	I	3,020.00	2,859.97	2,000.00	2,000.00	2,525.00	2,000.00
0335 BANK ACCT INTEREST	I	17.75	23.28	0.00	0.00	74.88	
0448 PROJECTED CARRYOVER-PRIOR YR	I	0.00	0.00	8,900.00	8,900.00	0.00	7,500.00
REVENUES		3,037.75	2,883.25	10,900.00	10,900.00	2,599.88	9,500.00

0650 EXPENSES

0478 SALARY: PART TIME EMPLOYEES	E	3,639.17	3,701.24	0.00	0.00	0.00	
0485 SALARY: SUPPLEMENTS	E	3,634.74	1,480.82	0.00	0.00	0.00	
0486 FICA	E	552.42	394.98	0.00	0.00	0.00	
0487 GROUP HEALTH	E	0.00	0.00	0.00	0.00	0.00	
0488 LIFE INSURANCE	E	0.00	0.00	0.00	0.00	0.00	
0489 RETIREMENT	E	435.86	311.71	0.00	0.00	0.00	
0490 UNEMPLOYMENT	E	6.70	20.54	0.00	0.00	0.00	
0491 WORKERS COMP	E	32.64	55.84	0.00	0.00	0.00	
0612 PRESERVATION/RESTORATION	E	0.00	0.00	10,900.00	10,900.00	0.00	9,500.00
EXPENSES		8,301.53	5,965.13	10,900.00	10,900.00	0.00	9,500.00

RECORDS ARCHIVE-DISTRICT CLERK

Income Totals		3,037.75	2,883.25	10,900.00	10,900.00	2,599.88	9,500.00
Expense Totals		8,301.53	5,965.13	10,900.00	10,900.00	0.00	9,500.00

Account Number and Title	T C	Actual Exper YEAR - 2018	Actual Exper YEAR - 2019	Org Budget YEAR - 2020	Amended Budget YEAR - 2020	Actual Exper YEAR - 2020	Prop Budget YEAR - 2021
REPORTING FUND: 0195 PRE-TRIAL INTERVENTION-CO APTNY							
0350 REVENUES							
0312 COUNTY ATTORNEY-FEE	I	5,070.00	2,500.00	4,000.00	4,000.00	1,750.00	1,800.00
0335 BANK ACCT INTEREST	I	30.32	58.81	0.00	0.00	159.04	200.00
0448 PROJECTED CARRYOVER-PRIOR YR	I	0.00	0.00	15,000.00	15,000.00	0.00	10,000.00
REVENUES		5,100.32	2,558.81	19,000.00	19,000.00	1,909.04	12,000.00
0650 EXPENSES							
0485 SALARY: SUPPLEMENT	E	2,597.83	6,657.09	8,740.42	8,740.42	8,404.25	8,740.42
0486 FICA	E	185.28	442.27	668.64	668.64	601.78	668.64
0487 GROUP HEALTH	E	0.00	0.00	0.00	0.00	83.34	
0488 LIFE INSURANCE	E	0.00	0.00	0.00	0.00	0.00	
0489 RETIREMENT	E	151.20	400.22	532.07	532.07	520.12	538.63
0490 UNEMPLOYMENT	E	14.79	24.79	32.00	32.00	21.11	26.22
0491 WORKERS COMP	E	72.19	84.74	73.00	103.00	84.54	64.68
PERSONNEL EXPENSES		3,021.29	7,609.11	10,046.13	10,076.13	9,715.14	10,038.59
0510 SUPPLIES & DOE	E	0.00	0.00	1,953.87	1,923.87	261.00	1,961.41
0540 EQUIPMENT	E	0.00	0.00	5,000.00	5,000.00	0.00	
0626 CONT EDUC/TRAVEL/MEALS	E	0.00	0.00	2,000.00	2,000.00	0.00	
DEPARTMENTAL EXPENSES		0.00	0.00	8,953.87	8,923.87	261.00	1,961.41
EXPENSES		3,021.29	7,609.11	19,000.00	19,000.00	9,976.14	12,000.00
PRE-TRIAL INTERVENTION-CO APTNY							
Income Totals		5,100.32	2,558.81	19,000.00	19,000.00	1,909.04	12,000.00
Expense Totals		3,021.29	7,609.11	19,000.00	19,000.00	9,976.14	12,000.00

Account Number and Title	T C	Actual Exper YEAR - 2018	Actual Exper YEAR - 2019	Org Budget Amended YEAR - 2020	Budget YEAR - 2020	Actual Exper YEAR - 2020	Prop Budget YEAR - 2021
REPORTING FUND: 0200 HOT CHECK-COUNTY ATTORNEY							
0350 REVENUES							
0312 COUNTY ATTORNEY	I	2,511.50	1,293.50	1,000.00	1,000.00	600.00	
0335 BANK ACCT INTEREST	I	10.42	1.81	0.00	0.00	0.00	
0340 REFUNDS-PRIOR YEAR	I	0.00	0.00	0.00	0.00	0.00	
0448 PROJECTED CARRYOVER-PRIOR YR	I	0.00	0.00	0.00	0.00	0.00	250.00
REVENUES		2,521.92	1,295.31	1,000.00	1,000.00	600.00	250.00
0650 EXPENSES							
0170 TRANSCRIPT FEES	E	0.00	0.00	0.00	0.00	0.00	
0485 SALARY: SUPPLEMENTS	E	6,815.64	2,131.35	0.00	0.00	0.00	
0486 FICA	E	444.36	148.34	0.00	0.00	0.00	
0487 GROUP MEDICAL	E	0.00	0.00	0.00	0.00	0.00	
0488 LIFE INSURANCE	E	0.00	0.00	0.00	0.00	0.00	
0489 RETIREMENT	E	402.61	128.19	0.00	0.00	0.00	
0490 UNEMPLOYMENT	E	11.60	14.12	0.00	0.00	0.00	
0491 WORKERS COMP	E	56.53	40.18	0.00	0.00	0.00	
PERSONNEL EXPENSES		7,730.74	2,462.18	0.00	0.00	0.00	0.00
0510 SUPPLIES & DOE	E	887.84	812.00	800.00	470.74	0.00	
0540 EQUIPMENT-SMALL	E	0.00	0.00	0.00	0.00	0.00	
0625 CONT EDUC/TRAVEL/MEALS	E	0.00	0.00	0.00	0.00	0.00	
0632 COMPUTER SOFTWARE/MAINT	E	0.00	0.00	0.00	0.00	0.00	
0679 MEMBERSHIP/DUES	E	348.00	105.00	200.00	329.26	0.00	250.00
0798 MISCELLANEOUS	E	0.00	0.00	0.00	200.00	0.00	
DEPARTMENTAL EXPENSES		1,235.84	917.00	1,000.00	1,000.00	329.26	250.00
EXPENSES		8,966.58	3,379.18	1,000.00	1,000.00	329.26	250.00
0700 TRANSFERS							
0912 TRANSFER: CA-VAG GRANT	E	0.00	0.00	0.00	0.00	0.00	
TRANSFERS		0.00	0.00	0.00	0.00	0.00	0.00
HOT CHECK-COUNTY ATTORNEY							
Income Totals		2,521.92	1,295.31	1,000.00	1,000.00	600.00	250.00
Expense Totals		8,966.58	3,379.18	1,000.00	1,000.00	329.26	250.00

09/08/20  
 TIME:09:22 AM

HOUSTON COUNTY, TEXAS  
 FISCAL YEAR 2021-OCTOBER 1, 2020 THROUGH SEPTEMBER 30, 2021  
 ADOPTED BUDGET - SEPTEMBER 8, 2020

PAGE 70  
 PREPARER:0003

Account Number and Title	T C	Actual Exper YEAR - 2018	Actual Exper YEAR - 2019	Org Budget YEAR - 2020	Amended Budget YEAR - 2020	Actual Exper YEAR - 2020	Prop Budget YEAR - 2021
-----------------------------	--------	-----------------------------	-----------------------------	---------------------------	-------------------------------	-----------------------------	----------------------------

REPORTING FUND: 0205 HOT CHECK-DISTRICT ATTORNEY

0350 REVENUES							
0316 DISTRICT ATTORNEY	I	628.05	252.14	250.00	250.00	254.48	100.00
0335 BANK ACCT INTEREST	I	2.05	1.00	0.00	0.00	0.00	
0339 MISCELLANEOUS	I	0.00	0.00	0.00	0.00	0.00	
0448 PROJECTED CARRYOVER-PRIOR YR	I	0.00	0.00	778.01	778.01	0.00	200.00
REVENUES		630.10	253.14	1,028.01	1,028.01	254.48	300.00

0650 EXPENSES							
0510 SUPPLIES & DOE	E	0.00	0.00	500.00	445.00	0.00	
0625 CONT EDUC/TRAVEL/MEALS	E	0.00	110.00	0.00	25.00	25.00	
0679 DOES-MEMBERSHIP	E	710.00	490.00	250.00	280.00	280.00	37.19
EXPENSES		710.00	600.00	750.00	750.00	305.00	37.19

0700 TRANSFERS OUT							
0908 TRANSFER: DIST ATTNYS SALARY FUND	E	0.00	0.00	278.01	278.01	0.00	262.81
TRANSFERS OUT		0.00	0.00	278.01	278.01	0.00	262.81

HOT CHECK-DISTRICT ATTORNEY							
Income Totals		630.10	253.14	1,028.01	1,028.01	254.48	300.00
Expense Totals		710.00	600.00	1,028.01	1,028.01	305.00	300.00



Account Number and Title T C Actual Exper YEAR - 2018 Actual Exper YEAR - 2019 Org Budget Amended Budget YEAR - 2020 Actual Exper YEAR - 2020 Prop Budget YEAR - 2021

REPORTING FUND: 0210 FORFEITURE FUND-CO ATTORNEY

Account Number and Title	T	C	Actual Exper YEAR - 2018	Actual Exper YEAR - 2019	Org Budget Amended Budget YEAR - 2020	Actual Exper YEAR - 2020	Prop Budget YEAR - 2021
<b>0350 REVENUES</b>							
0335 BANK ACCT INTEREST	I		2.57	5.52	0.00	14.00	
0339 MISCELLANEOUS	I		0.00	0.00	0.00	0.00	
0356 FORFEITURES	I		0.00	0.00	0.00	0.00	
0448 PROJECTED CARRYOVER-PRIOR YR	I		0.00	0.00	1,800.00	0.00	1,400.00
<b>REVENUES</b>			<b>2.57</b>	<b>5.52</b>	<b>1,800.00</b>	<b>14.00</b>	<b>1,400.00</b>

Account Number and Title	T	C	Actual Exper YEAR - 2018	Actual Exper YEAR - 2019	Org Budget Amended Budget YEAR - 2020	Actual Exper YEAR - 2020	Prop Budget YEAR - 2021
<b>0650 EXPENSES</b>							
0625 CONT EDUC/TRAVEL/MEALS	E		0.00	0.00	1,317.26	0.00	1,000.00
0632 COMPUTER SOFTWARE/MAINT	E		0.00	0.00	482.74	482.74	400.00
<b>EXPENSES</b>			<b>0.00</b>	<b>0.00</b>	<b>1,800.00</b>	<b>482.74</b>	<b>1,400.00</b>

0700 TRANSERS

Account Number and Title	T	C	Actual Exper YEAR - 2018	Actual Exper YEAR - 2019	Org Budget Amended Budget YEAR - 2020	Actual Exper YEAR - 2020	Prop Budget YEAR - 2021
0912 TRANSFER: CA-VAG GRANT	E		0.00	0.00	0.00	0.00	
<b>TRANSERS</b>			<b>0.00</b>	<b>0.00</b>	<b>0.00</b>	<b>0.00</b>	<b>0.00</b>

FORFEITURE FUND-CO ATTORNEY  
 Income Totals 14.00  
 Expense Totals 482.74

Account Number and Title	F C	Actual Exer YEAR - 2018	Actual Exer YEAR - 2019	Org Budget YEAR - 2020	Amended Budget YEAR - 2020	Actual Exer YEAR - 2020	Prop Budget YEAR - 2021
REPORTING FUND: 0230 FORFEITURE FUND-DIST ATTY							
0350 REVENUES							
0335 BANK ACCT INTEREST	I	18.82	45.15	0.00	0.00	179.28	100.00
0341 ABANDONED/FORE PROPERTY SALES	I	891.00	0.00	0.00	0.00	5,238.46	
0356 FORFEITURES	I	2,641.85	5,750.41	5,000.00	5,000.00	320.35	
0448 PROJECTED CARRYOVER-PRIOR YR	I	0.00	0.00	32,500.00	32,500.00	0.00	21,000.00
REVENUES		3,551.67	5,795.56	37,500.00	37,500.00	5,738.09	21,100.00
0650 EXPENSES							
0510 SUPPLIES & DOE	E	35.00	181.56	27,000.00	26,000.00	0.00	10,000.00
0536 UNIFORMS	E	0.00	0.00	500.00	500.00	0.00	500.00
0540 EQUIPMENT-SMALL	E	0.00	0.00	1,000.00	2,000.00	1,273.89	2,000.00
0545 INVESTIGATION/CASE EXPENSE	E	600.00	791.31	3,000.00	3,000.00	0.00	3,000.00
0554 AUTO EXPENSE	E	0.00	0.00	3,000.00	3,000.00	0.00	3,000.00
0625 CONT EDUC/TRAVEL/MEALS	E	207.02	0.00	2,000.00	2,000.00	0.00	2,000.00
0679 MEMBERSHIPS/DUES	E	370.00	300.00	1,000.00	1,000.00	570.00	600.00
0810 CAPITAL OUTLAY-AUTO	E	0.00	0.00	0.00	0.00	0.00	
EXPENSES		1,212.02	1,272.87	37,500.00	37,500.00	1,843.89	21,100.00
0700 TRANSFERS							
0908 TRANSFER: DA SALARY SUPP FUND	E	0.00	0.00	0.00	0.00	0.00	
TRANSFERS		0.00	0.00	0.00	0.00	0.00	0.00
FORFEITURE FUND-DIST ATTY							
Income Totals		3,551.67	5,795.56	37,500.00	37,500.00	5,738.09	21,100.00
Expense Totals		1,212.02	1,272.87	37,500.00	37,500.00	1,843.89	21,100.00

Account Number and Title	T C	Actual Exper YEAR - 2018	Actual Exper YEAR - 2019	Org Budget Amended Budget YEAR - 2020 YEAR - 2020	Actual Exper YEAR - 2020	Prop Budget YEAR - 2021
REPORTING FUND: 0235 FORFEITURE TRUST-DA						
0350 REVENUES						
0335 BANK ACCT INTEREST	I	0.00	0.00	0.00	0.00	
0339 MISC/RESTITUTION	I	24,859.79	0.00	0.00	59,228.00	
0341 ABANDONED/FORE PROPERTY SALES	I	1,377.00-	0.00	0.00	11,860.35	
0357 TRUST FUNDS	I	0.00	0.00	0.00	3,446.60	
0448 PROJECTED CARRYOVER-PRIOR YR	I	0.00	0.00	0.00	0.00	
REVENUES		23,482.79	0.00	0.00	74,534.95	0.00
0650 EXPENSES						
0630 LEGAL ADVERTISING/AUCTION EXP	E	0.00	0.00	0.00	0.00	
0763 AGENCY DISTRIBUTIONS	E	0.00	0.00	0.00	12,540.35	
0764 RETURN TRUST FUNDS TO OWNER	E	0.00	0.00	0.00	0.00	
0798 MISC/RESTITUTION	E	24,859.79	0.00	0.00	59,228.00	
EXPENSES		24,859.79	0.00	0.00	71,768.35	0.00
FORFEITURE TRUST-DA						
Income Totals		23,482.79	0.00	0.00	74,534.95	0.00
Expense Totals		24,859.79	0.00	0.00	71,768.35	0.00

Account Number and Title	T	Actual	Exper	Actual	Exper	Org Budget	Amended Budget	Actual	Exper	Prop Budget
	C	YEAR - 2018	YEAR - 2019	YEAR - 2020	YEAR - 2020	YEAR - 2020	YEAR - 2020	YEAR - 2020	YEAR - 2020	YEAR - 2021

REPORTING FUND: 0240 DISTRICT ATTNY SALARY SUPP FUND

0350 REVENUES

0335 BANK ACCT INTEREST	I	0.39	1.22	0.00	0.00	0.00	0.00	71.65		
0448 PROJECTED CARRYOVER-PRIOR YR	I	0.00	0.00	0.00	0.00	0.00	0.00	0.00		
REVENUES		0.39	1.22	0.00	0.00	0.00	0.00	71.65		0.00

0390 TRANSFERS

0450 TRANSFER: GENERAL FUND	I	2,965.78	20,583.68	24,852.66	24,852.66	24,852.66	24,852.66	23,175.20		28,263.63
0457 TRANSFER: DA FORFEITURE	I	0.00	0.00	0.00	0.00	0.00	0.00	0.00		0.00
0458 TRANSFER: DA APPORTIONMENT	I	13,378.66	20,341.11	13,994.61	13,994.61	13,994.61	13,994.61	12,117.08		14,019.14
0464 TRANSFER: HOT CHECK FUND-DA	I	0.00	0.00	278.01	278.01	278.01	278.01	0.00		262.81
TRANSFERS		16,344.44	40,924.79	39,125.28	39,125.28	39,125.28	39,125.28	35,292.28		42,545.58

0650 FY 2020 DA/GF SALARY FUND

0475 SALARY: EMPLOYEES	E	21,884.06	1,910.44	26,078.05	26,078.05	26,078.05	26,078.05	24,053.13		2,206.60
0477 SALARY: LONGEVITY	E	0.00	0.00	0.00	0.00	0.00	0.00	0.00		0.00
0486 FICA	E	1,674.06	146.15	1,994.97	1,994.97	1,994.97	1,994.97	1,840.11		182.57
0487 GROUP MEDICAL	E	0.00	753.98	9,047.76	9,047.76	9,047.76	9,047.76	8,293.78		770.60
0488 LIFE INSURANCE	E	98.80	9.88	120.00	120.00	120.00	120.00	108.68		9.88
0489 RETIREMENT	E	1,303.83	114.81	1,587.50	1,587.50	1,587.50	1,587.50	1,488.26		147.07
0490 UNEMPLOYMENT	E	71.76	0.00	90.00	90.00	90.00	90.00	62.91		7.16
0491 WORKERS COMP	E	243.98	48.14	207.00	207.00	207.00	207.00	150.54		17.66
FY 2020 DA/GF SALARY FUND		25,276.49	2,983.40	39,125.28	39,125.28	39,125.28	39,125.28	35,997.41		3,341.54

0651 FY 2021 DA/GF SALARY FUND

0475 SALARY: EMPLOYEES	E	2,828.26	22,502.39	0.00	0.00	0.00	0.00	1,003.50		26,479.20
0477 SALARY: LONGEVITY	E	0.00	0.00	0.00	0.00	0.00	0.00	0.00		180.00
0478 SALARY: PART TIME EMPLOYEES	E	0.00	0.00	0.00	0.00	0.00	0.00	0.00		0.00
0486 FICA	E	215.64	1,718.32	0.00	0.00	0.00	0.00	76.77		2,039.43
0487 GROUP MEDICAL	E	729.90	5,839.20	0.00	0.00	0.00	0.00	385.30		9,476.60
0488 LIFE INSURANCE	E	9.88	88.92	0.00	0.00	0.00	0.00	0.00		108.68
0489 RETIREMENT	E	170.54	1,353.53	0.00	0.00	0.00	0.00	62.82		1,642.87
0490 UNEMPLOYMENT	E	10.11	71.66	0.00	0.00	0.00	0.00	0.00		79.98

09/08/20  
 TIME:09:22 AM

HOUSTON COUNTY, TEXAS  
 FISCAL YEAR 2021-OCTOBER 1, 2020 THROUGH SEPTEMBER 30, 2021  
 ADOPTED BUDGET - SEPTEMBER 8, 2020

PAGE 75  
 PREPARER:0003

Account Number and Title	T Actual Exper		Actual Exper		Org Budget Amended Budget		Actual Exper		Prop Budget	
	YEAR - 2018	YEAR - 2019	YEAR - 2020	YEAR - 2020	YEAR - 2020	YEAR - 2020	YEAR - 2020	YEAR - 2020	YEAR - 2021	YEAR - 2021

REPORTING FUND: 0240 DISTRICT ATTNY SALARY SUPP FUND

0491 WORKERS COMP	E	53.37	153.65	0.00	0.00	0.00	0.00	0.00	197.28	
FY 2021 DA/CF SALARY FUND		4,017.70	31,727.67	0.00	0.00	0.00	1,528.39	39,204.04		

DISTRICT ATTNY SALARY SUPP FUND

Income Totals		16,344.83	40,926.01	39,125.28	39,125.28	39,125.28	35,363.93	42,545.58		
Expense Totals		29,294.19	34,711.07	39,125.28	39,125.28	39,125.28	37,525.80	42,545.58		

Account Number and Title	T C	Actual Exper YEAR - 2018	Actual Exper YEAR - 2019	Org Budget Amended Budget YEAR - 2020	Actual Exper YEAR - 2020	Prop Budget YEAR - 2021
-----------------------------	--------	-----------------------------	-----------------------------	--	-----------------------------	----------------------------

REPORTING FUND: 0250 FORFEITURE FUND-SHERIFF

0350 REVENUES

0335 BANK ACCT INTEREST	I	26.97	54.89	0.00	152.16	40.00
0341 ABANDONED PROPERTY-SALES	I	891.00	0.00	0.00	1,296.44	
0356 FORFEITURES	I	275.00	1,049.50	0.00	143.50	
0448 PROJECTED CARRYOVER-PRIOR YR	I	0.00	0.00	19,200.00	0.00	15,260.00
REVENUES		1,192.97	1,104.39	19,200.00	1,592.10	15,300.00

0650 EXPENSES

0510 SUPPLIES & DOE	E	70.08	0.00	1,000.00	0.00	1,000.00
0520 SUPPLIES-LAW ENFORCEMENT	E	0.00	0.00	2,000.00	0.00	2,000.00
0540 EQUIPMENT	E	0.00	0.00	7,100.00	7,066.83	7,000.00
0625 CONT EDUC/TRAVEL/MEALS	E	0.00	0.00	5,000.00	0.00	5,300.00
0669 TRAINING/HOST EXPENSE	E	0.00	22.00	500.00	0.00	
0798 MISCELLANEOUS	E	0.00	0.00	10,700.00	0.00	
EXPENSES		70.08	22.00	19,200.00	7,066.83	15,300.00

0700 TRANSFERS OUT

0920 TRANSFER: SHERIFF FORFEITURE	E	0.00	0.00	0.00	0.00	
TRANSFERS OUT		0.00	0.00	0.00	0.00	0.00

FORFEITURE FUND-SHERIFF

Income Totals		1,192.97	1,104.39	19,200.00	1,592.10	15,300.00
Expense Totals		70.08	22.00	19,200.00	7,066.83	15,300.00

HOUSTON COUNTY, TEXAS  
 FISCAL YEAR 2021-OCTOBER 1, 2020 THROUGH SEPTEMBER 30, 2021  
 ADOPTED BUDGET - SEPTEMBER 8, 2020

Account Number and Title	T C	Actual Exper		Org Budget		Amended Budget		Actual Exper		Prop Budget YEAR - 2021
		YEAR - 2018	YEAR - 2019	YEAR - 2020	YEAR - 2020	YEAR - 2020	YEAR - 2020	YEAR - 2020		
REPORTING FUND: 0300 DEBT SERVICE FUND										
0301 PROPERTY TAXES										
0301 CURRENT TAXES	I	794,352.19	752,249.26	1,109,435.35	1,109,435.35	1,082,904.78	1,100,932.17			
0302 DELINQUENT TAXES	I	21,861.56	19,838.16	0.00	0.00	22.62-	20,000.00			
0303 PENALTY / INTEREST-DELINQ	I	14,953.26	16,718.43	0.00	0.00	10,057.46	10,000.00			
0306 REFUND PRIOR YR TAXES	I	0.00	1,484.07-	0.00	0.00	0.00				
PROPERTY TAXES		831,167.01	787,321.78	1,109,435.35	1,109,435.35	1,092,939.62	1,130,932.17			
0350 REVENUES										
0355 BANK ACCT INTEREST	I	350.93	309.08	0.00	0.00	2,144.72				
0340 REFUNDS	I	0.00	0.00	0.00	0.00	0.00				
0448 PROJECTED CARRYOVER-PRIOR YR	I	0.00	0.00	0.00	0.00	0.00				
REVENUES		350.93	309.08	0.00	0.00	2,144.72	0.00			
0390 TRANSFERS										
0450 TRANSFER: GENERAL FUND	I	15,544.50	77,646.93	57,649.15	57,649.15	68,649.15	33,289.33			
0461 TRANSFER: CONSTRUCTN FUND	I	0.00	0.00	0.00	0.00	0.00				
TRANSFERS		15,544.50	77,646.93	57,649.15	57,649.15	68,649.15	33,289.33			
0650 EXPENSES										
0875 ESCROW REQMT-REF BOND 2015	E	0.00	0.00	0.00	0.00	0.00				
0885 2008 BOND-PRINCIPAL PAYMENT	E	495,000.00	515,000.00	485,000.00	485,000.00	485,000.00	510,000.00			
0886 2015 REF DEBT-PRINCIPAL PAYMENT	E	0.00	0.00	55,000.00	55,000.00	55,000.00	55,000.00			
0887 2019 TAX NOTE-PRINCIPAL PAYMT	E	0.00	0.00	225,000.00	225,000.00	225,000.00	245,000.00			
0895 2008 BOND-INTEREST PAYMENT	E	386,983.75	213,388.75	37,625.00	37,625.00	37,625.00	12,750.00			
0896 2015 REF DEBT-INTEREST PAYMENT	E	0.00	152,968.75	305,387.50	305,387.50	305,387.50	304,287.50			
0897 2019 TAX NOTE-INTEREST PAYMT	E	0.00	0.00	59,072.00	59,072.00	59,072.00	37,184.00			
EXPENSES		881,983.75	881,357.50	1,167,084.50	1,167,084.50	1,167,084.50	1,164,221.50			
DEBT SERVICE FUND										
Income Totals		847,062.44	865,277.79	1,167,084.50	1,167,084.50	1,163,733.49	1,164,221.50			
Expense Totals		881,983.75	881,357.50	1,167,084.50	1,167,084.50	1,167,084.50	1,164,221.50			

Account Number and Title	T C	Actual Exer YEAR - 2018	Actual Exper YEAR - 2019	Org Budget YEAR - 2020	Amended Budget YEAR - 2020	Actual Exper YEAR - 2020	Prop Budget YEAR - 2021
-----------------------------	--------	----------------------------	-----------------------------	---------------------------	-------------------------------	-----------------------------	----------------------------

REPORTING FUND: 0310 PERMANENT IMPROVEMENT FUND

0350 REVENUES							
0335 BANK ACCT INTEREST	I	17.54	37.09	0.00	0.00	140.78	
0336 DONATIONS-JUROR	I	187.00	48.00	0.00	0.00	248.00	
0338 INSURANCE REFUNDS	I	0.00	0.00	0.00	0.00	0.00	
0349 REIMBURSEMENT-STATE	I	0.00	0.00	0.00	0.00	0.00	
0448 PROJECTED CARRYOVER-PRIOR YR	I	0.00	0.00	12,100.00	12,100.00	0.00	12,500.00
REVENUES		204.54	85.09	12,100.00	12,100.00	388.78	12,500.00

0390 TRANSFERS							
0450 TRANSFER: GENERAL FUND	I	0.00	0.00	0.00	0.00	0.00	
TRANSFERS		0.00	0.00	0.00	0.00	0.00	0.00

0650 EXPENSES							
0799 CONTINGENCY	E	0.00	0.00	0.00	0.00	0.00	
0831 IMPROVEMENTS-ANNEX BLDG	E	0.00	0.00	6,000.00	6,000.00	0.00	6,000.00
0832 IMPROVEMENTS-COURTHOUSE	E	0.00	0.00	6,100.00	6,100.00	0.00	6,500.00
0833 IMPROVEMENTS-FORMER JAIL	E	0.00	0.00	0.00	0.00	0.00	
0834 IMPROVEMENTS-FORMER JP OFFICE	E	0.00	0.00	0.00	0.00	0.00	
0835 IMPROVEMENTS-WELFARE OFFICE	E	0.00	0.00	0.00	0.00	0.00	
0836 IMPROVEMENTS-JAIL	E	0.00	0.00	0.00	0.00	0.00	
EXPENSES		0.00	0.00	12,100.00	12,100.00	0.00	12,500.00

0700 TRANSFERS							
0910 TRANSFER: AIRPORT FUND	E	0.00	0.00	0.00	0.00	0.00	
0914 TRANSFER: COURTHOUSE GRANT	E	0.00	0.00	0.00	0.00	0.00	
TRANSFERS		0.00	0.00	0.00	0.00	0.00	0.00

PERMANENT IMPROVEMENT FUND							
Income Totals		204.54	85.09	12,100.00	12,100.00	388.78	12,500.00
Expense Totals		0.00	0.00	12,100.00	12,100.00	0.00	12,500.00



Account Number and Title	T C	Actual Exper YEAR - 2018	Actual Exper YEAR - 2019	Org Budget YEAR - 2020	Amended Budget YEAR - 2020	Actual Exper YEAR - 2020	Prop Budget YEAR - 2021
REPORTING FUND: 0330 CONSTRUCTION-ROADS-2018							
0350 REVENUES							
0335 BANK ACCT INTEREST	I	0.00	1,416.04	0.00	0.00	1,292.17	
0448 PROJECTED CARRYOVER-PRIOR YR	I	0.00	0.00	0.00	332,651.58	0.00	
REVENUES		0.00	1,416.04	0.00	332,651.58	1,292.17	0.00
0380 OTHER FINANCING SOURCES							
0375 TAX NOTES-2018/2019	I	0.00	1,800,000.00	0.00	0.00	0.00	
OTHER FINANCING SOURCES		0.00	1,800,000.00	0.00	0.00	0.00	0.00
0390 TRANSFERS IN							
0462 TRANSFER: FEMA FUND	I	0.00	0.00	0.00	51,263.98	51,263.98	
TRANSFERS IN		0.00	0.00	0.00	51,263.98	51,263.98	0.00
0650 CONSTRUCTION-ROADS-2018/19							
0330 ISSUANCE COSTS							
ISSUANCE COSTS	E	0.00	45,662.67	0.00	0.00	0.00	
CONSTRUCTION-ROADS-2018/19		0.00	45,662.67	0.00	0.00	0.00	0.00
0651 PREC 1-CONSTRUCTION-ROADS							
0603 CONTRACT LABOR	E	0.00	210,213.53	0.00	43,512.51	43,512.51	
0770 ROAD MATERIALS	E	0.00	118,109.97	0.00	6,431.18	6,431.18	
0771 BRIDGE MATERIALS	E	0.00	521.60	0.00	0.00	0.00	
0773 CUIVERTS	E	0.00	3,654.90	0.00	1,320.30	1,320.30	
PREC 1-CONSTRUCTION-ROADS		0.00	332,500.00	0.00	51,263.99	51,263.99	0.00
0652 PREC 2-CONSTRUCTION-ROADS							
0603 CONTRACT LABOR	E	0.00	195,555.26	0.00	39,188.02	39,188.02	
0770 ROAD MATERIALS	E	0.00	145,356.08	0.00	23,705.56	23,705.56	
0771 BRIDGE MATERIALS	E	0.00	26,555.00	0.00	0.00	0.00	

Account Number and Title T Actual Exper YEAR - 2018 Actual Exper YEAR - 2019 Org Budget Amended Budget YEAR - 2020 Actual Exper YEAR - 2020 Prop Budget YEAR - 2021

REPORTING FUND: 0330 CONSTRUCTION-ROADS-2018

0773 CULVERTS	E	0.00	5,766.38	0.00	1,373.70	1,373.70	0.00
PREC 2-CONSTRUCTION-ROADS		0.00	373,232.72	0.00	64,267.28	64,267.28	0.00
0653 PREC 3-CONSTRUCTION-ROADS							
0603 CONTRACT LABOR	E	0.00	269,154.32	0.00	30,283.74	30,283.74	
0770 ROAD MATERIALS	E	0.00	170,207.44	0.00	13,776.02	13,776.02	
0771 BRIDGE MATERIALS	E	0.00	13,593.42	0.00	370.10	370.10	
0773 CULVERTS	E	0.00	7,581.20	0.00	2,533.76	2,533.76	
PREC 3-CONSTRUCTION-ROADS		0.00	460,536.38	0.00	46,963.62	46,963.62	0.00
0654 PREC 4-CONSTRUCTION-ROADS							
0603 CONTRACT LABOR	E	0.00	158,115.86	0.00	158,640.47	158,640.47	
0770 ROAD MATERIALS	E	0.00	81,441.64	0.00	55,925.51	55,925.51	
0771 BRIDGE MATERIALS	E	0.00	2,575.00	0.00	0.00	0.00	
0773 CULVERT	E	0.00	8,946.83	0.00	6,854.69	6,854.69	
PREC 4-CONSTRUCTION-ROADS		0.00	251,079.33	0.00	221,420.67	221,420.67	0.00
CONSTRUCTION-ROADS-2018							
Income Totals		0.00	1,801,416.04	0.00	383,915.56	52,556.15	0.00
Expense Totals		0.00	1,463,011.10	0.00	383,915.56	383,915.56	0.00

Account Number and Title	T C	Actual Exper YEAR - 2018	Actual Exper YEAR - 2019	Org Budget YEAR - 2020	Amended Budget YEAR - 2020	Actual Exper YEAR - 2020	Prop Budget YEAR - 2021
-----------------------------	--------	-----------------------------	-----------------------------	---------------------------	-------------------------------	-----------------------------	----------------------------

REPORTING FUND: 0400 LEOSE-CONSTABLE #1

0350 REVENUES

0335 BANK ACCT INTEREST	I	1.55	0.87	0.00	0.00	4.89	
0358 STATE ALLOCATION	I	678.30	681.52	681.52	681.52	685.17	685.17
0448 PROJECTED CARRYOVER-PRIOR YR	I	0.00	0.00	400.00	400.00	0.00	615.00
REVENUES		679.85	682.39	1,081.52	1,081.52	690.06	1,300.17

0650 DEPARTMENTAL EXPENSES

0629 LEOSE EDUCATION EXPENSES	E	940.00	1,460.23	1,081.52	1,081.52	162.00	1,300.17
DEPARTMENTAL EXPENSES		940.00	1,460.23	1,081.52	1,081.52	162.00	1,300.17

LEOSE-CONSTABLE #1

Income Totals		679.85	682.39	1,081.52	1,081.52	690.06	1,300.17
Expense Totals		940.00	1,460.23	1,081.52	1,081.52	162.00	1,300.17

Account Number and Title	F C	Actual Exper YEAR - 2018	Actual Exper YEAR - 2019	Org Budget YEAR - 2020	Amended Budget YEAR - 2020	Actual Exper YEAR - 2020	Prop Budget YEAR - 2021
REPORTING FUND: 0405 LEOSE-CONSTABLE #2							
0350 REVENUES							
0335 BANK ACCT INTEREST	I	2.45	6.53	0.00	0.00	26.81	
0358 STATE ALLOCATION	I	678.30	681.52	681.52	681.52	685.17	685.17
0448 PROJECTED CARRYOVER-PRIOR YR	I	0.00	0.00	2,000.00	2,000.00	0.00	2,420.00
REVENUES		680.75	688.05	2,681.52	2,681.52	711.98	3,105.17
0650 DEPARTMENTAL EXPENSES							
0629 LEOSE EDUCATION EXPENSES	E	303.00	735.04	2,681.52	2,681.52	162.00	3,105.17
DEPARTMENTAL EXPENSES		303.00	735.04	2,681.52	2,681.52	162.00	3,105.17
LEOSE-CONSTABLE #2							
Income Totals		680.75	688.05	2,681.52	2,681.52	711.98	3,105.17
Expense Totals		303.00	735.04	2,681.52	2,681.52	162.00	3,105.17

Account Number and Title	T C	Actual Exper YEAR - 2018	Actual Exper YEAR - 2019	Org Budget Amended Budget YEAR - 2020	Actual Exper YEAR - 2020	Prop Budget YEAR - 2021
REPORTING FUND: 0410 LEOSE-CO ATTORNEY						
<b>0350 REVENUES</b>						
0335 BANK ACCT INTEREST	I	0.57	2.37	0.00	5.71	
0358 STATE ALLOCATION	I	678.30	681.52	681.52	685.17	685.17
0448 PROJECTED CARRYOVER-PRIOR YR	I	0.00	0.00	900.00	0.00	339.70
<b>REVENUES</b>		<b>678.87</b>	<b>683.89</b>	<b>1,581.52</b>	<b>690.88</b>	<b>1,024.87</b>
<b>0650 DEPARTMENTAL EXPENSES</b>						
0629 LEOSE EDUCATION EXPENSES	E	856.55	403.00	1,581.52	1,069.68	1,024.87
<b>DEPARTMENTAL EXPENSES</b>		<b>856.55</b>	<b>403.00</b>	<b>1,581.52</b>	<b>1,069.68</b>	<b>1,024.87</b>
<b>LEOSE-CO ATTORNEY</b>						
Income Totals		678.87	683.89	1,581.52	690.88	1,024.87
Expense Totals		856.55	403.00	1,581.52	1,069.68	1,024.87

Account Number and Title	T C	Actual Exper YEAR - 2018	Actual Exper YEAR - 2019	Org Budget YEAR - 2020	Amended Budget YEAR - 2020	Actual Exper YEAR - 2020	Prop Budget YEAR - 2021
REPORTING FUND: 0415 LEOSE-DISTRICT ATTORNEY							
0350 REVENUES							
0335 BANK ACCT INTEREST	I	0.13	1.83	0.00	0.00	10.92	
0358 STATE ALLOCATION	I	678.30	681.52	681.52	681.52	685.17	685.17
0448 PROJECTED CARRYOVER-PRIOR YR	I	0.00	0.00	600.00	600.00	0.00	1,178.93
REVENUES		678.43	683.35	1,281.52	1,281.52	696.09	1,864.10
0650 EXPENSES							
0629 LEOSE EDUCATION EXPENSES	E	579.51	135.00	1,281.52	1,281.52	162.00	1,864.10
EXPENSES		579.51	135.00	1,281.52	1,281.52	162.00	1,864.10
LEOSE-DISTRICT ATTORNEY							
Income Totals		678.43	683.35	1,281.52	1,281.52	696.09	1,864.10
Expense Totals		579.51	135.00	1,281.52	1,281.52	162.00	1,864.10

Account Number and Title T Actual Exper YEAR - 2018 Actual Exper YEAR - 2019 Org Budget Amended Budget YEAR - 2020 Actual Exper YEAR - 2020 Prop Budget YEAR - 2021

REPORTING FUND: 0420 DIST ATTY APPORTIONMENT FUND

0350 REVENUES						
0339 BANK ACCT INTEREST	I	0.00	0.00	0.00	0.00	0.00
0358 STATE ALLOCATION	I	27,500.00	29,669.14	27,500.00	18,333.34	27,500.00
REVENUES		27,500.00	29,669.14	27,500.00	18,333.34	27,500.00

0650 FY 2020 EXPENSES						
0485 SALARY: SUPPLEMENTS	E	10,847.28	903.94	11,751.22	10,836.35	903.94
0486 FICA	E	807.16	67.04	898.97	806.61	69.15
0487 GROUP MEDICAL	E	0.00	0.00	0.00	0.00	0.00
0488 LIFE INSURANCE	E	0.00	0.00	0.00	0.00	0.00
0489 RETIREMENT	E	646.68	54.32	715.36	670.40	55.71
0490 UNEMPLOYMENT	E	15.95	9.22	42.30	28.39	2.71
0491 WORKERS COMP	E	75.28	24.85	97.54	67.90	6.69
PERSONNEL EXPENSES		12,392.35	1,059.37	13,505.39	12,409.65	1,038.20
0510 SUPPLIES & DOE	E	319.76	0.00	0.00	0.00	0.00
0625 CONT EDUC/TRAVEL/MEALS	E	0.00	0.00	0.00	0.00	0.00
0662 RENTALS/LEASE PURCHASE	E	0.00	0.00	0.00	0.00	0.00
DEPARTMENTAL EXPENSES		319.76	0.00	0.00	0.00	0.00
FY 2020 EXPENSES		12,712.11	1,059.37	13,505.39	12,409.65	1,038.20

0651 FY 2021 EXPENSES						
0478 SALARY: PART TIME EMPLOYEES	E	0.00	0.00	0.00	0.00	0.00
0485 SALARY: SUPPLEMENTS	E	1,265.91	10,911.84	0.00	451.97	10,847.28
0486 FICA	E	95.12	811.42	0.00	33.56	829.82
0487 GROUP MEDICAL	E	0.00	0.00	0.00	99.06	0.00
0488 LIFE INSURANCE	E	0.00	0.00	0.00	0.00	0.00
0489 RETIREMENT	E	75.48	656.32	0.00	28.29	668.46
0490 UNEMPLOYMENT	E	4.88	25.67	0.00	0.00	25.54
0491 WORKERS COMP	E	25.76	73.22	0.00	0.00	71.56
PERSONNEL EXPENSES		1,467.15	12,478.47	0.00	612.88	12,442.66
0510 SUPPLIES & DOE	E	0.00	160.44	0.00	0.00	0.00
0625 CONT EDUC/TRAVEL/MEALS	E	0.00	0.00	0.00	0.00	0.00
FY 2021 EXPENSES		1,467.15	12,638.91	0.00	612.88	12,442.66

Account Number and Title	T Actual Exper		Actual Exper		Org Budget Amended Budget		Actual Exper		Prop Budget	
	C	YEAR - 2018	YEAR - 2019	YEAR - 2020	YEAR - 2020	YEAR - 2020	YEAR - 2020	YEAR - 2020	YEAR - 2021	YEAR - 2021

REPORTING FUND: 0420 DIST ATTY APPORTIONMENT FUND

0700 TRANSFERS

0908 TRANSFER: DIST ATTY SALARY FUND	E	13,378.66	20,341.11	13,994.61	13,994.61	12,117.08	14,019.14
TRANSFERS		13,378.66	20,341.11	13,994.61	13,994.61	12,117.08	14,019.14

DIST ATTY APPORTIONMENT FUND

Income Totals	27,500.00	29,669.14	27,500.00	18,333.34	27,500.00	27,500.00
Expense Totals	27,557.92	34,039.39	27,500.00	25,139.61	27,500.00	27,500.00



Account Number and Title	T C	Actual Exper YEAR - 2018	Actual Exper YEAR - 2019	Org Budget YEAR - 2020	Amended Budget YEAR - 2020	Actual Exper YEAR - 2020	Prop Budget YEAR - 2021
REPORTING FUND: 0425 LEOSE-SHERIFF							
0350 REVENUES							
0335 BANK ACCT INTEREST	I	2.34	4.88	0.00	0.00	19.54	
0358 STATE ALLOCATION	I	3,415.27	3,367.10	3,367.10	3,367.10	3,296.49	3,296.49
0399 GRANT-DETCOG PASS THRU	I	0.00	0.00	0.00	0.00	0.00	
0448 PROJECTED CARRYOVER-PRIOR YR	I	0.00	0.00	2,000.00	2,000.00	0.00	2,412.86
REVENUES		3,417.61	3,371.98	5,367.10	5,367.10	3,316.03	5,709.35
0650 EXPENSES							
0629 LEOSE EDUCATION EXPENSES							
EXPENSES	E	618.86	5,251.85	5,367.10	5,367.10	2,260.84	5,709.35
LEOSE-SHERIFF		618.86	5,251.85	5,367.10	5,367.10	2,260.84	5,709.35
Income Totals		3,417.61	3,371.98	5,367.10	5,367.10	3,316.03	5,709.35
Expense Totals		618.86	5,251.85	5,367.10	5,367.10	2,260.84	5,709.35

09/08/20  
 TIME:09:22 AM

HOUSTON COUNTY, TEXAS  
 FISCAL YEAR 2021-OCTOBER 1, 2020 THROUGH SEPTEMBER 30, 2021  
 ADOPTED BUDGET - SEPTEMBER 8, 2020

PAGE 88  
 PREPARER:0003

Account Number and Title	T C	Actual Exper YEAR - 2018	Actual Exper YEAR - 2019	Org Budget YEAR - 2020	Amended Budget YEAR - 2020	Actual Exper YEAR - 2020	Prop Budget YEAR - 2021
REPORTING FUND: 0430 LEOSE-EMC-FIRE MARSHAL							
0350 REVENUES							
0335 BANK ACCT INTEREST	I	0.00	6.94	0.00	0.00	23.54	
0358 STATE ALLOCATION	I	678.30	681.52	681.52	681.52	685.17	685.17
0448 PROJECTED CARRYOVER-PRIOR YR	I	0.00	0.00	2,500.00	2,500.00	0.00	2,903.90
REVENUES		678.30	688.46	3,181.52	3,181.52	708.71	3,589.07
0650 EXPENSES							
0629 LEOSE EDUCATION EXPENSES	E	0.00	162.00	3,181.52	3,181.52	162.00	3,589.07
EXPENSES		0.00	162.00	3,181.52	3,181.52	162.00	3,589.07
LEOSE-EMC-FIRE MARSHAL							
Income Totals		678.30	688.46	3,181.52	3,181.52	708.71	3,589.07
Expense Totals		0.00	162.00	3,181.52	3,181.52	162.00	3,589.07

Account Number and Title	T C	Actual Exper YEAR - 2018	Actual Exper YEAR - 2019	Orig Budget Amended YEAR - 2020	Budget YEAR - 2020	Actual Exper YEAR - 2020	Prop Budget YEAR - 2021
REPORTING FUND: 0500 STATE AGENCY FUND							
0350 REVENUES							
0311 SHERIFF	I	0.00	0.00	0.00	0.00	7,920.00	
0313 COUNTY CLERK	I	0.00	0.00	0.00	0.00	31,227.87	
0317 DISTRICT CLERK	I	0.00	0.00	0.00	0.00	51,515.42	
0325 JUSTICE COURTS	I	0.00	0.00	0.00	0.00	35,649.32	
0335 BANK ACCT INTEREST	I	0.00	0.00	0.00	0.00	202.20	
0362 JUSTICE PEACE PREC 1	I	0.00	0.00	0.00	0.00	56,186.57	
0363 JUSTICE PEACE PREC 2	I	0.00	0.00	0.00	0.00	49,691.00	
REVENUES		0.00	0.00	0.00	0.00	232,392.38	0.00
0650 EXPENSES							
0760 COMPTROLLER-STATE FEES	E	0.00	0.00	0.00	0.00	185,247.48	
0761 COUNTY COMMISSIONS	E	0.00	0.00	0.00	0.00	11,349.90	
0763 AGENCY DISTRIBUTION	E	0.00	0.00	0.00	0.00	3,106.81	
EXPENSES		0.00	0.00	0.00	0.00	199,704.19	0.00
STATE AGENCY FUND							
Income Totals		0.00	0.00	0.00	0.00	232,392.38	0.00
Expense Totals		0.00	0.00	0.00	0.00	199,704.19	0.00

09/08/20  
 TIME:09:22 AM

HOUSTON COUNTY, TEXAS  
 FISCAL YEAR 2021-OCTOBER 1, 2020 THROUGH SEPTEMBER 30, 2021  
 ADOPTED BUDGET - SEPTEMBER 8, 2020

PAGE 90  
 PREPARER:0003

Account Number and Title	T C	Actual Exper YEAR - 2018	Actual Exper YEAR - 2019	Org Budget YEAR - 2020	Amended Budget YEAR - 2020	Actual Exper YEAR - 2020	Prop Budget YEAR - 2021
REPORTING FUND: 0505 12TH CT OF APPEALS FEE FUND							
0350 REVENUES							
0313 COUNTY CLERK	I	0.00	0.00	0.00	0.00	710.00	
0317 DISTRICT CLERK	I	0.00	0.00	0.00	0.00	881.50	
REVENUES		0.00	0.00	0.00	0.00	1,591.50	0.00
0650 EXPENSES							
0762 12TH COA FEES COLLECTED	E	0.00	0.00	0.00	0.00	1,773.00	
EXPENSES		0.00	0.00	0.00	0.00	1,773.00	0.00
12TH CT OF APPEALS FEE FUND							
Income Totals		0.00	0.00	0.00	0.00	1,591.50	0.00
Expense Totals		0.00	0.00	0.00	0.00	1,773.00	0.00

Account Number and Title	T C	Actual Exper YEAR - 2018	Actual Exper YEAR - 2019	Org Budget Amended YEAR - 2020	Budget YEAR - 2020	Actual Exper YEAR - 2020	Prop Budget YEAR - 2021
REPORTING FUND: 0510 HOUSTON CO UNCLAIMED FUNDS							
0350 REVENUES							
0311 SHERIFF	I	0.00	0.00	0.00	0.00	1,760.65	
0312 COUNTY ATTORNEY	I	0.00	0.00	0.00	0.00	195.00	
0313 COUNTY CLERK	I	0.00	0.00	0.00	0.00	0.00	
0314 TAX ASSESSOR/COLLECTOR	I	0.00	6.75	0.00	0.00	247.97	
0316 DISTRICT CLERK	I	0.00	0.00	0.00	0.00	0.00	
0317 DISTRICT CLERK	I	0.00	0.00	0.00	0.00	0.00	
0325 JUSTICE COURTS	I	0.00	0.00	0.00	0.00	0.00	
0448 PROJECTED CARRYOVER-PRIOR YR	I	0.00	0.00	0.00	0.00	0.00	
REVENUES		0.00	6.75	0.00	0.00	2,203.62	0.00

0650 EXPENSES							
0763 AGENCY DISTRIBUTION	E	0.00	0.01-	0.00	0.00	0.00	
0764 RETURN FUNDS TO CLAIMANT	E	0.00	0.00	0.00	0.00	0.00	
EXPENSES		0.00	0.01-	0.00	0.00	0.00	0.00

HOUSTON CO UNCLAIMED FUNDS							
Income Totals		0.00	6.75	0.00	0.00	2,203.62	0.00
Expense Totals		0.00	0.01-	0.00	0.00	0.00	0.00



Account Number and Title	T C	Actual Exper YEAR - 2018	Actual Exper YEAR - 2019	Org Budget Amended YEAR - 2020	Actual Exper YEAR - 2020	Prop Budget YEAR - 2021
REPORTING FUND: 0600 GRANTS-HOUSTON COUNTY						
0390 TRANSFERS IN						
0450 TRANSFER: GE - GRANT MATCH	I	0.00	0.00	0.00	0.00	0.00
0460 TRANSFER: SHERIFF FOR-(600/660)	I	0.00	0.00	0.00	0.00	0.00
0462 TRANSFERS: FEMA FUND	I	0.00	0.00	0.00	0.00	0.00
0471 TRANSFER: SHERIFF FORFEITURE	I	0.00	0.00	0.00	0.00	0.00
TRANSFERS IN		0.00	0.00	0.00	0.00	78,000.00
0650 GRANT ADMINISTRATION						
0475 SALARY: EMPLOYEE	E	0.00	0.00	0.00	0.00	54,706.08
0486 FICA	E	0.00	0.00	0.00	0.00	4,230.92
0487 GROUP HEALTH INSURANCE	E	0.00	0.00	0.00	0.00	9,247.20
0488 LIFE INSURANCE	E	0.00	0.00	0.00	0.00	120.00
0489 RETIREMENT	E	0.00	0.00	0.00	0.00	3,408.24
0490 UNEMPLOYMENT	E	0.00	0.00	0.00	0.00	165.92
0491 WORKERS COMP	E	0.00	0.00	0.00	0.00	521.64
0492 SALARY: CELL PHONE ALLOWANCE	E	0.00	0.00	0.00	0.00	600.00
PERSONNEL EXPENSES		0.00	0.00	0.00	0.00	73,000.00
0510 SUPPLIES & DOE	E	0.00	0.00	0.00	0.00	2,000.00
0540 EQUIPMENT	E	0.00	0.00	0.00	0.00	1,500.00
0662 RENTAL/LEASE PURCHASE	E	0.00	0.00	0.00	0.00	1,500.00
DEPARTMENTAL EXPENSES		0.00	0.00	0.00	0.00	5,000.00
GRANT ADMINISTRATION		0.00	0.00	0.00	0.00	78,000.00
0660 DISPATCH EQUIP GRANT-DETCOG						
0540 EQUIPMENT	E	0.00	0.00	0.00	0.00	0.00
0652 MAINTENANCE CONTRACTS	E	3,000.00	0.00	0.00	0.00	0.00
DISPATCH EQUIP GRANT-DETCOG		3,000.00	0.00	0.00	0.00	0.00
0661 GRANT-STATE-AG VINE PROGRAM						
0652 MAINTENANCE CONTRACTS	E	0.00	5,273.28	0.00	7,054.96	7,054.96
GRANT-STATE-AG VINE PROGRAM		0.00	5,273.28	0.00	3,527.48	7,054.96

Account Number and Title	T C	Actual Exper YEAR - 2018	Actual Exper YEAR - 2019	Org Budget Amended Budget YEAR - 2020	Actual Exper YEAR - 2020	Prop Budget YEAR - 2021
REPORTING FUND: 0600 GRANTS-HOUSTON COUNTY						
0662 DETCOG-TRAINING REIMBURSEMENTS						
0625 TRAVEL/CONF EDUCATION	E	720.74	2,289.40	0.00	0.00	
DETCOG-TRAINING REIMBURSEMENTS		720.74	2,289.40	0.00	0.00	0.00
0665 GRANT-BJA-VEST GRANT						
0536 LAW ENFORCEMENT UNIFORM/EQUIP	E	14,170.00	0.00	0.00	0.00	
GRANT-BJA-VEST GRANT		14,170.00	0.00	0.00	0.00	0.00
0668 GRANT-STATE-BODY CAMERA						
0510 SUPPLIES & DOE	E	0.00	0.00	0.00	0.00	
0540 EQUIPMENT	E	0.00	0.00	0.00	0.00	
0603 CONTRACT & PROFESSIONAL SERVICE	E	0.00	0.00	0.00	0.00	
GRANT-STATE-BODY CAMERA		0.00	0.00	0.00	0.00	0.00
GRANTS-HOUSTON COUNTY						
Income Totals		17,948.92	7,831.64	0.00	10,123.92	85,054.96
Expense Totals		17,890.74	7,562.68	0.00	3,527.48	85,054.96



09/08/20  
 TIME:09:22 AM

HOUSTON COUNTY, TEXAS  
 FISCAL YEAR 2021-OCTOBER 1, 2020 THROUGH SEPTEMBER 30, 2021  
 ADOPTED BUDGET - SEPTEMBER 8, 2020

PAGE 95  
 PREPARER:0003

Account Number and Title	T C	Actual Exper YEAR - 2018	Actual Exper YEAR - 2019	Org Budget Amended Budget YEAR - 2020	Actual Exper YEAR - 2020	Prop Budget YEAR - 2021
REPORTING FUND: 0640 GRANT- FEMA						
0356 ARBOR FIRE						
0398 GRANT-FEDERAL	I	0.00	0.00	0.00	0.00	
ARBOR FIRE		0.00	0.00	0.00	0.00	0.00
0357 HAZARD MITIGATION PLAN-2021-2022						
0395 GRANT MATCH-IN KIND	I	0.00	0.00	0.00	0.00	
0398 GRANT-FEDERAL	I	3,259.03	0.00	0.00	0.00	
HAZARD MITIGATION PLAN-2021-2022		3,259.03	0.00	0.00	0.00	0.00
0361 DR-4223-PREC 1						
0398 GRANT-FED-DR-4223	I	0.00	0.00	0.00	0.00	
DR-4223-PREC 1		0.00	0.00	0.00	0.00	0.00
0362 DR-4223-PREC 2						
0398 GRANT-FED-DR-4223	I	0.00	0.00	0.00	0.00	
DR-4223-PREC 2		0.00	0.00	0.00	0.00	0.00
0363 DR-4223-PREC 3						
0398 GRANT-FED-DR-4223	I	0.00	0.00	0.00	0.00	
DR-4223-PREC 3		0.00	0.00	0.00	0.00	0.00
0364 DR-4223-PREC 4						
0398 GRANT-FED-DR-4223	I	0.00	0.00	0.00	0.00	
DR-4223-PREC 4		0.00	0.00	0.00	0.00	0.00







09/08/20  
 TIME:09:22 AM

HOUSTON COUNTY, TEXAS  
 FISCAL YEAR 2021-OCTOBER 1, 2020 THROUGH SEPTEMBER 30, 2021  
 ADOPTED BUDGET - SEPTEMBER 8, 2020

PAGE 99  
 PREPARER:0003

Account Number and Title	T C	Actual Exper YEAR - 2018	Actual Exper YEAR - 2019	Org Budget Amended Budget YEAR - 2020	Actual Exper YEAR - 2020	Prop Budget YEAR - 2021
REPORTING FUND: 0640 GRANT- FEMA						
0662 DR-4223-PREC 2						
0603 DR-4223-CONTRACT LABOR	E	0.00	0.00	0.00	0.00	0.00
0770 DR-4223-ROAD MATERIALS	E	0.00	0.00	0.00	0.00	
0773 DR-4223-CULVERTS	E	0.00	0.00	0.00	0.00	
DR-4223-PREC 2		0.00	0.00	0.00	0.00	0.00
0663 DR-4223-PREC 3						
0603 DR-4223-CONTRACT LABOR	E	0.00	0.00	0.00	0.00	0.00
0770 DR-4223-ROAD MATERIALS	E	0.00	0.00	0.00	0.00	
0773 DR-4223-CULVERTS	E	0.00	0.00	0.00	0.00	
DR-4223-PREC 3		0.00	0.00	0.00	0.00	0.00
0664 DR-4223-PREC 4						
0603 DR-4223-CONTRACT LABOR	E	0.00	0.00	0.00	0.00	0.00
0662 DR-4223-RENTAL/LEASE	E	0.00	0.00	0.00	0.00	
0770 DR-4223-ROAD MATERIALS	E	0.00	0.00	0.00	0.00	
0773 DR-4223-CULVERTS	E	0.00	0.00	0.00	0.00	
DR-4223-PREC 4		0.00	0.00	0.00	0.00	0.00
0671 PREC 1-DR-4416-FLOODING 2018						
0603 CONTRACT LABOR	E	0.00	0.00	0.00	0.00	0.00
0770 ROAD MATERIALS	E	0.00	0.00	0.00	0.00	
0773 CULVERTS	E	0.00	0.00	0.00	0.00	
PREC 1-DR-4416-FLOODING 2018		0.00	0.00	0.00	0.00	0.00
0672 PREC 2-DR-4416-FLOODING 2018						
0603 CONTRACT LABOR	E	0.00	0.00	0.00	0.00	0.00
0770 ROAD MATERIALS	E	0.00	0.00	0.00	0.00	
0773 CULVERTS	E	0.00	0.00	0.00	0.00	
PREC 2-DR-4416-FLOODING 2018		0.00	0.00	0.00	0.00	0.00



Account Number and Title	T C	Actual Exper YEAR - 2018	Actual Exper YEAR - 2019	Org Budget Amended Budget YEAR - 2020	Actual Exper YEAR - 2020	Prop Budget YEAR - 2021
REPORTING FUND: 0640 GRANT- FEMA						
0684 DEBRIS-DR 4223-PREC 4						
0603 DEBRIS-4223-CONTRACT LABOR	E	0.00	0.00	0.00	0.00	0.00
0662 DEBRIS-4223-RENTAL EQUIP	E	0.00	0.00	0.00	0.00	0.00
0770 DEBRIS-4223-ROAD MATERIALS	E	0.00	0.00	0.00	0.00	0.00
DEBRIS-DR 4223-PREC 4		0.00	0.00	0.00	0.00	0.00
0691 DR-2016-FLOODING-PREC 1						
0603 CONTRACT LABOR	E	378.50	0.00	0.00	0.00	0.00
0770 ROAD MATERIALS	E	4,945.50	0.00	0.00	0.00	0.00
0773 CULVERTS	E	0.00	0.00	0.00	0.00	0.00
DR-2016-FLOODING-PREC 1		5,324.00	0.00	0.00	0.00	0.00
0692 DR-2016-FLOODING-PREC 2						
0603 CONTRACT LABOR	E	0.00	0.00	0.00	0.00	0.00
0770 ROAD MATERIALS	E	1,211.70	0.00	0.00	0.00	0.00
0773 CULVERTS	E	0.00	0.00	0.00	0.00	0.00
DR-2016-FLOODING-PREC 2		1,211.70	0.00	0.00	0.00	0.00
0693 DR-2016-FLOODING-PREC 3						
0603 CONTRACT LABOR	E	2,166.80	0.00	0.00	0.00	0.00
0770 ROAD MATERIALS	E	22,851.01	0.00	0.00	0.00	0.00
0773 CULVERTS	E	0.00	0.00	0.00	0.00	0.00
DR-2016-FLOODING-PREC 3		20,684.21	0.00	0.00	0.00	0.00
0694 DR-2016-FLOODING-PREC 4						
0603 CONTRACT LABOR	E	67,449.60	0.00	0.00	0.00	0.00
0770 ROAD MATERIALS	E	41,155.43	0.00	0.00	0.00	0.00
0773 CULVERTS	E	0.00	0.00	0.00	0.00	0.00
DR-2016-FLOODING-PREC 4		108,605.03	0.00	0.00	0.00	0.00

Account Number and Title	T C	Actual Exper YEAR - 2018	Actual Exper YEAR - 2019	Org Budget Amended YEAR - 2020	Budget YEAR - 2020	Actual Exper YEAR - 2020	Prop Budget YEAR - 2021
REPORTING FUND: 0640 GRANT- FEMA							
0700 TRANSFERS							
0915 TRANSFER: COUNTY DEPTS	E	3,259.03	471,215.55	0.00	0.00	0.00	78,000.00
0951 TRANSFER: PREC 1 DR 4116	E	0.00	0.00	0.00	0.00	66,518.67	
0952 TRANSFER: PREC 2 DR 4116	E	0.00	0.00	0.00	0.00	0.00	
0953 TRANSFER: PREC 3 DR 4116	E	0.00	0.00	0.00	0.00	0.00	
0954 TRANSFER: PREC 4 DR 4116	E	0.00	0.00	0.00	0.00	0.00	
TRANSFERS		3,259.03	471,215.55	0.00	0.00	66,518.67	78,000.00
GRANT- FEMA							
Income Totals		3,259.03	472,340.55	0.00	0.00	545,947.84	78,000.00
Expense Totals		136,660.57	472,340.55	0.00	0.00	69,018.67	78,000.00







Account Number and Title	T C	Actual Exper YEAR - 2018	Actual Exper YEAR - 2019	Org Budget YEAR - 2020	Amended Budget YEAR - 2020	Actual Exper YEAR - 2020	Prop Budget YEAR - 2021
REPORTING FUND: 0650 GRANT-EMERGENCY MGMT/FIRE MARSHAL							
<b>0350 REVENUES</b>							
0339 MISCELLANEOUS	I	0.00	0.00	0.00	0.00	40.00	
REVENUES		0.00	0.00	0.00	0.00	40.00	0.00
<b>0355 REVENUES - GRANT</b>							
0335 BANK ACCT INTEREST	I	0.10	0.00	0.00	0.00	0.00	
0336 DONATIONS	I	5,550.00	0.00	0.00	2,500.00	2,500.00	
0338 INSURANCE REFUNDS/PROCEEDS	I	0.00	0.00	0.00	0.00	0.00	
0396 GRANT MATCH - CITY OF CROCKETT	I	0.00	0.00	0.00	0.00	0.00	
0397 GRANT - STATE	I	2,781.96	28,778.63	30,000.00	30,000.00	0.00	27,766.58
0398 GRANT - FEDERAL	I	28,778.63	0.00	0.00	0.00	0.00	
0448 PROJECTED CARRYOVER - PRIOR YR	I	0.00	0.00	0.00	0.00	0.00	
REVENUES - GRANT		37,110.69	28,778.63	30,000.00	32,500.00	2,500.00	27,766.58
<b>0380 OTHER FINANCING SOURCES</b>							
0370 LEASE/PURCHASE AGREEMENT	I	0.00	35,500.00	0.00	0.00	0.00	
OTHER FINANCING SOURCES		0.00	35,500.00	0.00	0.00	0.00	0.00
<b>0390 TRANSFERS</b>							
0450 TRANSFER: GENERAL FUND	I	25,000.00	74,000.00	79,220.00	84,770.00	84,700.00	85,000.00
0462 TRANSFER: FEMA FUND	I	0.00	0.00	0.00	0.00	0.00	
TRANSFERS		25,000.00	74,000.00	79,220.00	84,770.00	84,700.00	85,000.00
<b>0655 EXPENSES-EMC</b>							
0473 SALARY: DEPT HEAD	E	44,460.71	45,605.55	47,520.29	47,520.29	45,692.50	47,520.20
0475 SALARY: EMPLOYEES	E	0.00	0.00	0.00	2,731.72	2,731.72	
0477 SALARY: LONGEVITY	E	144.00	240.00	336.00	336.00	336.00	540.00
0478 SALARY: PART TIME	E	0.00	0.00	0.00	0.00	0.00	
0486 FICA	E	3,409.03	3,493.97	3,706.91	3,915.89	3,666.79	3,722.51
0487 GROUP MEDICAL	E	8,233.66	8,782.88	9,047.76	9,047.76	8,679.08	9,247.20

Account Number and Title	F C	Actual Exper YEAR - 2018	Actual Exper YEAR - 2019	Org Budget Amended YEAR - 2020	Actual Exper YEAR - 2020	Prop Budget YEAR - 2021
REPORTING FUND: 0650 GRANT-EMERGENCY MGMT/FIRE MARSHAL						
0488 LIFE INSURANCE	E	118.56	118.56	120.00	120.00	120.00
0489 RETIREMENT	E	2,677.35	2,793.70	3,003.08	3,167.26	2,998.69
0490 UNEMPLOYMENT	E	79.98	136.60	166.00	166.00	145.98
0491 WORKERS COMP	E	387.76	384.44	385.00	385.00	360.09
0492 SALARY: CELL PHONE ALLOWANCE	E	558.54	603.38	600.00	600.00	600.00
PERSONNEL EXPENSES		60,069.59	62,159.08	64,885.04	67,989.92	65,265.63
0510 SUPPLIES & DOE	E	1,675.58	1,435.85	1,500.00	1,500.00	1,485.69
0530 PETROLEUM PRODUCTS	E	4,896.23	3,378.02	3,000.00	3,000.00	2,037.78
0536 UNIFORMS & SUPPLIES	E	0.00	0.00	0.00	0.00	0.00
0540 EQUIPMENT - SMALL	E	0.00	4,114.42	0.00	3,155.97	3,055.97
0552 REPAIR-OFFICE EQUIPMENT	E	0.00	0.00	0.00	0.00	0.00
0554 REPAIRS, PARTS & LABOR	E	1,767.58	2,077.78	2,000.00	390.01	1,000.00
0555 TIRES/TUBES	E	0.00	193.51	500.00	500.00	500.00
0620 TELEPHONE	E	3,853.98	4,424.34	3,700.00	4,257.38	3,700.00
0625 CON EDUC / TRAVEL / MEALS	E	1,774.11	755.65	253.66	650.30	1,375.96
0631 POSTAGE	E	0.00	0.00	0.00	0.00	0.00
0641 UTILITIES	E	4,693.08	3,823.66	6,000.00	2,895.12	3,000.00
0652 MAINTENANCE CONTRACTS	E	0.00	0.00	0.00	0.00	5,550.00
0662 RENTALS/LEASE PURCHASE	E	1,363.18	1,258.32	1,300.00	1,300.00	1,300.00
0679 MEMBERSHIP/DUES	E	76.94	91.94	100.00	100.00	100.00
0684 AUTO INSURANCE PREMIUMS	E	588.00	776.00	1,000.00	991.00	1,000.00
0805 CAPITAL OUTLAY-EQUIPMENT	E	0.00	0.00	0.00	0.00	0.00
0810 CAPITAL OUTLAY-AUTO	E	0.00	35,500.00	0.00	0.00	0.00
0880 CAPITAL LEASE-AUTO-PRINCIPAL	E	0.00	0.00	11,833.00	11,833.00	11,833.33
0890 CAPITAL LEASE-AUTO-INTEREST	E	0.00	0.00	976.25	976.25	652.62
DEPARTMENTAL EXPENSES		20,688.68	57,829.49	32,162.91	31,558.03	34,511.91
EXPENSES-EMC		80,758.27	119,988.57	97,047.95	99,547.95	99,766.58
EXPENSES-FIRE MARSHAL						
0473 SALARY: DEPT HEAD	E	0.00	0.00	0.00	0.00	0.00
0475 SALARY: EMPLOYEES	E	0.00	0.00	0.00	0.00	0.00
0477 SALARY: LONGEVITY	E	0.00	0.00	0.00	0.00	0.00
0478 SALARY: PART TIME	E	0.00	0.00	0.00	0.00	0.00
0486 FICA	E	0.00	0.00	0.00	0.00	0.00
0487 GROUP MEDICAL	E	0.00	0.00	0.00	0.00	0.00
0488 LIFE INSURANCE	E	0.00	0.00	0.00	0.00	0.00
0489 RETIREMENT	E	0.00	0.00	0.00	0.00	0.00

Account Number and Title	T C	Actual Exper YEAR - 2018	Actual Exper YEAR - 2019	Org Budget Amended Budget YEAR - 2020	Actual Exper YEAR - 2020	Prop Budget YEAR - 2021
REPORTING FUND: 0650 GRANT-EMERGENCY MGMT/FIRE MARSHAL						
0490 UNEMPLOYMENT	E	0.00	0.00	0.00	0.00	
0491 WORKERS COMP	E	0.00	0.00	0.00	0.00	
0492 SALARY: CELL PHONE ALLOWANCE	E	0.00	0.00	0.00	0.00	
PERSONNEL EXPENSES		0.00	0.00	0.00	0.00	0.00
0510 SUPPLIES & DOE	E	0.00	0.00	0.00	0.00	
0530 PETROLEUM PRODUCTS	E	0.00	0.00	0.00	0.00	
0536 UNIFORMS	E	0.00	0.00	0.00	0.00	
0540 EQUIPMENT-SMALL	E	0.00	0.00	0.00	0.00	
0552 REPAIR-OFFICE EQUIPMENT	E	0.00	0.00	0.00	0.00	
0554 REPAIRS, PARTS & LABOR	E	0.00	0.00	0.00	0.00	
0555 TIRES/TUBES	E	0.00	0.00	0.00	0.00	
0620 TELEPHONE	E	0.00	0.00	0.00	0.00	
0625 CONT EDUC/TRAVEL/MEALS	E	446.95	0.00	0.00	0.00	
0641 UTILITIES	E	0.00	0.00	0.00	0.00	
0652 MAINTENANCE CONTRACTS	E	11,024.81	2,755.35	5,000.00	11,763.22	4,496.39
0662 RENTALS/LEASE PURCHASE	E	0.00	0.00	0.00	0.00	
0679 MEMBERSHIPS/DUES	E	0.00	0.00	0.00	0.00	
0684 AUTO INSURANCE PREMIUMS	E	0.00	0.00	0.00	0.00	
0810 CAPITAL OUTLAY-AUTO	E	0.00	0.00	0.00	0.00	
DEPARTMENTAL EXPENSES		11,471.76	2,755.35	5,000.00	11,763.22	4,496.39
EXPENSES-FIRE MARSHAL		11,471.76	2,755.35	5,000.00	11,763.22	4,496.39
0700 TRANSFERS						
0917 TRANSFER: 911 ADDRESSING	E	4,368.42	2,524.42	7,172.05	7,172.05	8,503.61
TRANSFERS		4,368.42	2,524.42	7,172.05	7,172.05	8,503.61
GRANT-EMERGENCY MGMT/FIRE MARSHAL						
Income Totals		62,110.69	138,278.63	109,220.00	87,240.00	112,766.58
Expense Totals		96,598.45	125,268.34	109,220.00	111,920.76	112,766.58

Account Number and Title	T C	Actual Exper YEAR - 2018	Actual Exper YEAR - 2019	Org Budget YEAR - 2020	Amended Budget YEAR - 2020	Actual Exper YEAR - 2020	Prop Budget YEAR - 2021
REPORTING FUND: 0660 GRANT-VICTIM ASST GRANT-CO ATTNV							
0350 REVENUES							
0335 BANK ACCT INTEREST	I	0.00	0.00	0.00	0.00	0.00	
0448 PROJECTED CARRYOVER-PRIOR YR	I	0.00	0.00	0.00	0.00	0.00	
REVENUES		0.00	0.00	0.00	0.00	0.00	0.00
0355 REVENUES - GRANT							
0397 GRANT- STATE	I	45,250.79	38,007.69	41,991.00	41,991.00	32,271.07	41,991.00
REVENUES - GRANT		45,250.79	38,007.69	41,991.00	41,991.00	32,271.07	41,991.00
0390 TRANSFERS							
0450 TRANSFER: GENERAL FUND	I	11,424.26	15,852.86	14,979.91	14,979.91	14,979.91	15,716.15
0455 TRANSFER: CA FORFEITURE	I	0.00	0.00	0.00	0.00	0.00	
0463 TRANSFER: HOT CHECK FUND-CA	I	0.00	0.00	0.00	0.00	0.00	
TRANSFERS		11,424.26	15,852.86	14,979.91	14,979.91	14,979.91	15,716.15
0650 FY 2020 GRANT EXPENSES							
0475 SALARY: EMPLOYEES	E	26,307.60	2,192.30	28,500.00	28,500.00	26,307.60	
0477 SALARY: LONGEVITY	E	0.00	0.00	0.00	0.00	0.00	
0486 FICA	E	2,002.32	166.20	2,180.24	2,180.24	1,996.36	
0487 GROUP MEDICAL	E	7,503.76	753.98	9,047.76	9,047.76	8,293.78	
0488 LIFE INSURANCE	E	108.68	9.88	120.00	120.00	108.68	
0489 RETIREMENT	E	1,567.99	131.76	1,766.28	1,766.28	1,627.70	
0490 UNEMPLOYMENT	E	41.40	24.28	103.00	103.00	84.54	
0491 WORKERS COMP	E	41.76	18.83	237.00	237.00	190.33	
PERSONNEL EXPENSES		37,573.51	3,297.23	41,954.28	41,954.28	38,608.99	0.00
0510 SUPPLIES & DOE	E	0.00	0.00	0.00	0.00	0.00	
0540 EQUIPMENT	E	0.00	0.00	0.00	0.00	0.00	
0625 CONT EDUC / TRAVEL / MEALS	E	2,033.40	0.00	0.00	0.00	340.00	
DEPARTMENTAL EXPENSES		2,033.40	0.00	0.00	0.00	340.00	0.00
FY 2020 GRANT EXPENSES		39,606.91	3,297.23	41,954.28	41,954.28	38,948.99	0.00

Account Number and Title  
 T Actual Exper YEAR - 2018 Actual Exper YEAR - 2019 Org Budget Amended Budget YEAR - 2020 Actual Exper YEAR - 2020 Prop Budget YEAR - 2021  
 C  
 REPORTING FUND: 0660 GRANT-VICTIM ASST GRANT-CO ATTNY

0651 FY 2021 GRANT EXPENSES

0475 SALARY: EMPLOYEES	E	1,878.08	26,464.20	0.00	0.00	1,096.15	28,499.90
0477 SALARY: LONGEVITY	E	0.00	0.00	0.00	0.00	0.00	
0486 FICA	E	142.93	2,014.56	0.00	0.00	83.12	2,180.24
0487 GROUP MEDICAL	E	729.90	8,028.90	0.00	0.00	263.01	9,247.20
0488 LIFE INSURANCE	E	9.88	108.68	0.00	0.00	0.00	120.00
0489 RETIREMENT	E	99.58	1,591.86	0.00	0.00	68.62	1,756.31
0490 UNEMPLOYMENT	E	11.84	66.47	0.00	0.00	0.00	85.50
0491 WORKERS COMP	E	62.47	192.68	0.00	0.00	0.00	210.90
PERSONNEL EXPENSES		2,934.68	38,467.35	0.00	0.00	1,510.90	42,100.05
0510 SUPPLIES & DOE	E	0.00	0.00	0.00	0.00	0.00	
0625 CONT EDUC/TRAVEL/MEALS	E	0.00	1,302.68	0.00	0.00	0.00	
DEPARTMENTAL EXPENSES		0.00	1,302.68	0.00	0.00	0.00	0.00
FY 2021 GRANT EXPENSES		2,934.68	39,770.03	0.00	0.00	1,510.90	42,100.05

0655 FY 2020 MATCH EXPENSES

0475 SALARY: EMPLOYEES	E	8,218.32	742.40	11,558.76	11,558.76	10,669.68	
0477 SALARY: LONGEVITY	E	1,336.00	0.00	1,528.00	1,528.00	1,528.00	
0486 FICA	E	728.32	56.26	1,001.14	1,001.14	926.54	
0487 GROUP MEDICAL	E	0.00	0.00	0.00	0.00	0.00	
0488 LIFE INSURANCE	E	0.00	0.00	0.00	0.00	0.00	
0489 RETIREMENT	E	567.21	44.62	811.05	811.05	751.91	
0490 UNEMPLOYMENT	E	11.65	6.99	55.63	55.63	21.50	
0491 WORKERS COMP	E	208.02	61.85	62.05	62.05	51.44	
FY 2020 MATCH EXPENSES		11,069.52	912.12	15,016.63	15,016.63	13,949.07	0.00

0656 FY 2021 MATCH EXPENSES

0475 SALARY: EMPLOYEE	E	1,056.06	9,045.69	0.00	0.00	444.57	11,558.82
0477 SALARY: LONGEVITY	E	0.00	1,432.00	0.00	0.00	0.00	2,030.00
0486 FICA	E	80.37	798.10	0.00	0.00	33.71	1,039.54
0487 GROUP HEALTH	E	0.00	0.00	0.00	0.00	106.65	
0488 LIFE INSURANCE	E	0.00	0.00	0.00	0.00	0.00	
0489 RETIREMENT	E	63.68	630.43	0.00	0.00	27.83	837.41
0490 UNEMPLOYMENT	E	3.70	19.45	0.00	0.00	0.00	40.77

09/08/20  
 TIME:09:22 AM

HOUSTON COUNTY, TEXAS  
 FISCAL YEAR 2021-OCTOBER 1, 2020 THROUGH SEPTEMBER 30, 2021  
 ADOPTED BUDGET - SEPTEMBER 8, 2020

PAGE 110  
 PREPARER:0003

Account Number and Title	T		C		Actual Exper		Org Budget Amended Budget		Actual Exper		Prop Budget	
	YEAR - 2018	YEAR - 2019	YEAR - 2020	YEAR - 2020	YEAR - 2020	YEAR - 2020	YEAR - 2020	YEAR - 2020	YEAR - 2020	YEAR - 2020	YEAR - 2021	YEAR - 2021
REPORTING FUND: 0660 GRANT-VICTIM ASST GRANT-CO ATTNY												
0491 WORKERS COMP		19.52	55.47	0.00	0.00	0.00	0.00	0.00	0.00	0.00	100.56	
FY 2021 MATCH EXPENSES	1,223.33	11,981.14	0.00	0.00	0.00	612.76	15,607.10					
GRANT-VICTIM ASST GRANT-CO ATTNY												
Income Totals	56,675.05	53,860.55	56,970.91	56,970.91	56,970.91	47,250.98	57,707.15					
Expense Totals	54,834.44	55,960.52	56,970.91	56,970.91	56,970.91	55,021.72	57,707.15					



Account Number and Title	T C	Actual Exper YEAR - 2018	Actual Exper YEAR - 2019	Org Budget Amended YEAR - 2020	Budget YEAR - 2020	Actual Exper YEAR - 2020	Prop Budget YEAR - 2021
REPORTING FUND: 0680 GRANT-HAVA							
0355 REVENUES-GRANT							
0398 GRANT-FEDERAL	I	0.00	0.00	0.00	0.00	0.00	
REVENUES-GRANT		0.00	0.00	0.00	0.00	0.00	0.00
0356 HAVA-CARES EMERGENCY FUNDS							
0398 GRANT-FEDERAL-HAVA-CARES	I	0.00	0.00	0.00	0.00	23,263.78	
HAVA-CARES EMERGENCY FUNDS		0.00	0.00	0.00	0.00	23,263.78	0.00
0655 EXPENSES-GRANT							
0515 VOTING SUPPLIES-ELECTION	E	0.00	0.00	0.00	0.00	3,518.17	
0540 EQUIPMENT	E	0.00	0.00	0.00	0.00	0.00	
0625 CONT EDUC/TRAVEL/MEALS	E	0.00	0.00	0.00	0.00	0.00	
0652 MAINTENANCE AGREEMENT	E	0.00	0.00	0.00	0.00	0.00	
0675 COVID-19 EXPENSES	E	0.00	0.00	0.00	0.00	424.50	
EXPENSES-GRANT		0.00	0.00	0.00	0.00	3,942.67	0.00
GRANT-HAVA							
Income Totals		0.00	0.00	0.00	0.00	23,263.78	0.00
Expense Totals		0.00	0.00	0.00	0.00	3,942.67	0.00

Account Number and Title	T C	Actual Exper YEAR - 2018	Actual Exper YEAR - 2019	Org Budget YEAR - 2020	Amended Budget YEAR - 2020	Actual Exper YEAR - 2020	Prop Budget YEAR - 2021
REPORTING FUND: 0690 GRANT-911 ADDRESSING PROGRAM							
0355 REVENUES-GRANT							
0399 GRANT-DETCOG PASS THRU	I	30,000.00	34,311.22	30,000.00	30,000.00	25,781.66	30,000.00
REVENUES-GRANT		30,000.00	34,311.22	30,000.00	30,000.00	25,781.66	30,000.00
0390 TRANSFERS							
0463 TRANSFER: EMER MGMT FUND	I	4,368.42	2,524.42	7,172.05	7,172.05	7,172.05	8,503.61
TRANSFERS		4,368.42	2,524.42	7,172.05	7,172.05	7,172.05	8,503.61
0655 FY 2020 EXPENSES-GRANT							
0475 SALARY: EMPLOYEES	E	27,300.24	3,712.83	31,675.10	31,675.10	29,238.48	2,436.54
0477 SALARY: LONGEVITY	E	384.00	0.00	576.00	576.00	576.00	
0478 SALARY: PART TIME	E	0.00	0.00	0.00	0.00	0.00	
0486 FICA	E	1,998.62	266.97	2,467.21	2,467.21	2,161.38	237.80
0488 LIFE INSURANCE	E	108.68	9.88	120.00	120.00	108.68	9.88
0489 RETIREMENT	E	1,649.28	223.14	1,998.76	1,998.76	1,843.58	770.60
0490 UNEMPLOYMENT	E	40.81	23.67	115.45	115.45	78.46	9.33
0491 WORKERS COMP	E	192.39	63.79	219.53	219.53	186.90	23.00
PERSONNEL EXPENSES		31,674.02	4,300.28	37,172.05	37,172.05	34,193.48	3,487.15
0510 SUPPLIES & DOE	E	88.00	0.00	0.00	0.00	0.00	
0540 EQUIPMENT	E	229.99	0.00	0.00	0.00	0.00	
0617 MAPPING PROJECT	E	0.00	0.00	0.00	0.00	0.00	
0625 CONT EDUC/TRAVEL/MEALS	E	0.00	0.00	0.00	0.00	0.00	
0999 DEPARTMENTAL EXPENSES	E	0.00	0.00	0.00	0.00	0.00	
FY 2020 EXPENSES-GRANT		31,992.01	4,300.28	37,172.05	37,172.05	34,193.48	3,487.15
0656 FY 2021 EXPENSES-GRANT							
0475 SALARY: EMPLOYEES	E	2,320.07	26,685.98	0.00	0.00	1,218.27	29,238.48
0477 SALARY: LONGEVITY	E	0.00	480.00	0.00	0.00	0.00	840.00
0478 SALARY: PART TIME	E	0.00	0.00	0.00	0.00	0.00	
0486 FICA	E	163.21	1,964.17	0.00	0.00	93.19	2,487.40
0488 LIFE INSURANCE	E	9.88	108.68	0.00	0.00	0.00	108.68
0489 RETIREMENT	E	129.08	1,634.11	0.00	0.00	76.26	2,003.74

Account Number and Title	T C	Actual Exper YEAR - 2018	Actual Exper YEAR - 2019	Org Budget Amended Budget YEAR - 2020	Actual Exper YEAR - 2020	Prop Budget YEAR - 2021
REPORTING FUND: 0690 GRANT-911 ADDRESSING PROGRAM						
0490 UNEMPLOYMENT	E	12.29	66.76	0.00	0.00	97.55
0491 WORKERS COMP	E	64.83	191.46	0.00	0.00	240.61
PERSONNEL EXPENSES		2,699.36	31,131.16	0.00	1,387.72	35,016.46
0510 SUPPLIES & DOE	E	0.00	0.00	0.00	0.00	
0540 EQUIPMENT	E	0.00	0.00	0.00	0.00	
0625 CONT EDUC/TRAVEL/MEALS	E	495.00	1,092.24	0.00	0.00	
DEPARTMENTAL EXPENSES		495.00	1,092.24	0.00	0.00	0.00
FY 2021 EXPENSES-GRANT		3,194.36	32,223.40	0.00	1,387.72	35,016.46
GRANT-911 ADDRESSING PROGRAM						
Income Totals		34,368.42	36,835.64	37,172.05	32,953.71	38,503.61
Expense Totals		35,186.37	36,523.68	37,172.05	35,581.20	38,503.61

09/08/20  
 TIME:09:22 AM

HOUSTON COUNTY, TEXAS  
 FISCAL YEAR 2021-OCTOBER 1, 2020 THROUGH SEPTEMBER 30, 2021  
 ADOPTED BUDGET - SEPTEMBER 8, 2020

PAGE 114  
 PREPARER:0003

Account Number and Title	F C	Actual Exper YEAR - 2018	Actual Exper YEAR - 2019	Org Budget YEAR - 2020	Amended Budget YEAR - 2020	Actual Exper YEAR - 2020	Prop Budget YEAR - 2021
REPORTING FUND: 0710 ENERGY PERFORMANCE PROJ							
0355 REVENUES - GRANT							
0398 GRANT - FEDERAL	I	0.00	0.00	0.00	0.00	0.00	
REVENUES - GRANT		0.00	0.00	0.00	0.00	0.00	0.00
0380 ENERGY PERFORMANCE PROJ-2019							
0370 LEASE/PURCHASE AGREEMENT	I	0.00	1,224,782.00	0.00	0.00	0.00	
ENERGY PERFORMANCE PROJ-2019		0.00	1,224,782.00	0.00	0.00	0.00	0.00
0650 ENERGY PERFORMANCE PROJ-2019							
0603 CONTRACT & PROFESSIONAL SERVICE	E	0.00	1,211,882.00	0.00	0.00	0.00	
0870 LOAN - FUNDING FEE	E	0.00	12,900.00	0.00	0.00	0.00	
ENERGY PERFORMANCE PROJ-2019		0.00	1,224,782.00	0.00	0.00	0.00	0.00
0655 EXPENSES - GRANT							
0603 CONTRACT & PROFESSIONAL SERV	E	0.00	0.00	0.00	0.00	0.00	
EXPENSES - GRANT		0.00	0.00	0.00	0.00	0.00	0.00
ENERGY PERFORMANCE PROJ							
Income Totals		0.00	1,224,782.00	0.00	0.00	0.00	0.00
Expense Totals		0.00	1,224,782.00	0.00	0.00	0.00	0.00

Account Number and Title T Actual Exper YEAR - 2018 Actual Exper YEAR - 2019 Org Budget Amended Budget YEAR - 2020 Actual Exper YEAR - 2020 Prop Budget YEAR - 2021

REPORTING FUND: 0750 GRANT-JUVENILE PROBATION-STATE FUND

0355 REVENUES - GRANT						
0335 BANK ACCT INTEREST	I	51.54	52.07	0.00	0.00	148.32
0404 FY 2015 GRANT A	I	0.00	0.00	0.00	0.00	0.00
0405 FY 2015 GRANT C	I	0.00	0.00	0.00	0.00	0.00
0410 FY 2015 GRANT N	I	0.00	0.00	0.00	0.00	0.00
0504 FY 2016 GRANT A	I	0.00	0.00	0.00	0.00	0.00
0505 FY 2016 GRANT C	I	0.00	0.00	0.00	0.00	0.00
0510 FY 2016 GRANT N	I	0.00	0.00	0.00	0.00	0.00
0750 FY20 TJJD GRANTS	I	154,227.00	22,966.87	148,103.74	148,103.74	11,162.59
0850 FY21 TJJD GRANTS	I	0.00	148,542.00	0.00	0.00	146,059.41
REVENUES - GRANT		154,278.54	171,560.94	148,103.74	148,103.74	157,222.00

0750 FY20-BASIC PROBATION

0473 SALARY: DEPARTMENT HEAD	E	49,539.01	7,030.24	55,363.20	55,363.20	4,613.60
0485 SALARY: SUPPLEMENTS	E	4,147.81	610.60	4,662.72	4,662.72	388.56
0486 FICA	E	3,922.33	543.76	4,591.98	4,591.98	356.76
0487 GROUP HEALTH	E	7,503.76	0.00	0.00	0.00	0.00
0488 LIFE INSURANCE	E	108.68	0.00	118.56	118.56	9.88
0489 RETIREMENT	E	3,204.42	459.21	3,717.36	3,717.36	300.62
0490 UNEMPLOYMENT	E	73.87	46.80	130.99	144.99	46.80
0491 WORKERS COMP	E	387.53	126.13	567.57	374.96	126.13
PERSONNEL EXPENSES		68,887.41	8,816.74	69,152.38	68,675.42	5,842.35
0530 PETROLEUM PRODUCTS	E	38.64	0.00	0.00	0.00	0.00
0625 CONT EDUC/TRAVEL/MEALS	E	1,110.61	0.00	0.00	0.00	0.00
DEPARTMENTAL EXPENSES		1,149.25	0.00	0.00	0.00	0.00
FY20-BASIC PROBATION		70,036.66	8,816.74	69,152.38	68,675.42	5,842.35

0751 FY20-COMMUNITY PROGRAMS

0475 SALARY: EMPLOYEES	E	27,341.74	4,838.69	38,104.56	38,104.56	3,175.38
0486 FICA	E	1,973.61	337.95	2,915.00	2,689.10	222.38
0487 GROUP HEALTH	E	4,775.12	0.00	0.00	0.00	0.00
0488 LIFE INSURANCE	E	79.04	0.00	0.00	0.00	0.00
0489 RETIREMENT	E	1,639.60	290.80	2,359.78	2,357.74	190.84
0490 UNEMPLOYMENT	E	47.80	32.15	134.49	119.35	45.00

Account Number and Title	T C	Actual Exper YEAR - 2018	Actual Exper YEAR - 2019	Org Budget YEAR - 2020	Amended Budget YEAR - 2020	Actual Exper YEAR - 2020	Prop Budget YEAR - 2021
REPORTING FUND: 0750 GRANT-JUVENILE PROBATION-STATE FUND							
0491 WORKERS COMP	E	189.33	86.64	243.34	243.34	254.28	86.64
PERSONNEL EXPENSES		36,046.24	5,586.23	43,757.17	43,757.17	43,525.03	3,720.24
0510 SUPPLIES & DOE	E	2,374.28	0.00	0.00	0.00	0.00	
0554 AUTO EXPENSE	E	417.09	0.00	0.00	0.00	0.00	
0625 CONT EDUC/TRAVEL/MEALS	E	3,424.30	0.00	0.00	0.00	0.00	
DEPARTMENTAL EXPENSES		6,215.67	0.00	0.00	0.00	0.00	0.00
FY20-COMMUNITY PROGRAMS		42,261.91	5,586.23	43,757.17	43,757.17	43,525.03	3,720.24
0752 FY20-ADJUDICATION-PRE/POST							
0722 SECURE PLACEMENT	E	12,175.00	0.00	11,753.19	11,753.19	11,753.19	
FY20-ADJUDICATION-PRE/POST		12,175.00	0.00	11,753.19	11,753.19	11,753.19	0.00
0753 FY20-COMMITMENT DIVERSION							
0722 SECURE PLACEMENT	E	4,728.00	9,000.90	3,441.00	3,441.00	3,441.00	
0724 PURCHASED DETENTION	E	0.00	0.00	0.00	0.00	0.00	
FY20-COMMITMENT DIVERSION		4,728.00	9,000.90	3,441.00	3,441.00	3,441.00	0.00
0754 FY20-MENTAL HEALTH SERVICES							
0720 COUNSELING	E	20,800.00	0.00	20,000.00	20,000.00	16,000.00	1,600.00
FY20-MENTAL HEALTH SERVICES		20,800.00	0.00	20,000.00	20,000.00	16,000.00	1,600.00
0850 FY21-BASIC PROBATION							
0473 SALARY: DEPARTMENT HEAD	E	4,462.11	50,529.85	0.00	0.00	2,306.80	55,363.20
0485 SALARY: SUPPLEMENTS	E	194.28	4,468.44	0.00	0.00	194.28	4,662.72
0486 FICA	E	335.12	3,934.58	0.00	0.00	178.17	4,301.28
0487 GROUP HEALTH	E	729.90	0.00	0.00	0.00	403.60	
0488 LIFE INSURANCE	E	9.88	108.68	0.00	0.00	0.00	108.68
0489 RETIREMENT	E	257.22	3,308.21	0.00	0.00	156.57	3,695.08
0490 UNEMPLOYMENT	E	24.31	32.42	0.00	0.00	0.00	139.51
0491 WORKERS COMP	E	128.29	115.80	0.00	0.00	0.00	376.04
PERSONNEL EXPENSES		6,141.11	62,497.98	0.00	0.00	3,239.42	68,892.72

Account Number and Title	T C	Actual Exper YEAR - 2018	Actual Exper YEAR - 2019	Org Budget Amended YEAR - 2020	Budget YEAR - 2020	Actual Exper YEAR - 2020	Prop Budget YEAR - 2021
REPORTING FUND: 0750 GRANT-JUVENILE PROBATION-STATE FUND							
DEPARTMENTAL EXPENSES		0.00	0.00	0.00	0.00	0.00	0.00
FY21-BASIC PROBATION		6,141.11	62,497.98	0.00	0.00	3,239.42	68,892.72
0851 FY21-COMMUNITY PROGRAMS							
0475 SALARY: EMPLOYEES	E	2,755.93	32,678.07	0.00	0.00	1,587.69	38,104.56
0486 FICA	E	192.76	2,288.55	0.00	0.00	110.99	2,687.80
0487 GROUP HEALTH	E	729.90	4,943.99	0.00	0.00	359.18	
0488 LIFE INSURANCE	E	9.88	108.68	0.00	0.00	0.00	
0489 RETIREMENT	E	152.36	1,965.54	0.00	0.00	99.40	
0490 UNEMPLOYMENT	E	16.00	85.73	0.00	0.00	0.00	
0491 WORKERS COMP	E	84.44	244.49	0.00	0.00	0.00	
PERSONNEL EXPENSES		3,941.27	42,315.05	0.00	0.00	2,157.26	43,572.50
0510 SUPPLIES & DOE	E	0.00	0.00	0.00	0.00	0.00	150.00
0625 CONT EDUC/TRAVEL/MEALS	E	0.00	275.00	0.00	0.00	0.00	272.40
DEPARTMENTAL EXPENSES		0.00	275.00	0.00	0.00	0.00	0.00
FY21-COMMUNITY PROGRAMS		3,941.27	42,590.05	0.00	0.00	2,157.26	43,572.50
0852 FY21-ADJUDICATION-PRE/POST							
0724 PURCHASED DETENTION	E	400.00	7,930.00	0.00	0.00	0.00	11,753.19
DEPARTMENTAL EXPENSES		400.00	7,930.00	0.00	0.00	0.00	11,753.19
FY21-ADJUDICATION-PRE/POST		400.00	7,930.00	0.00	0.00	0.00	11,753.19
0853 FY21-COMMUNITY DIVERSION							
0487 GROUP HEALTH	E	0.00	0.00	0.00	0.00	0.00	0.00
0725 RESIDENTIAL PLACEMENT	E	0.00	3,938.00	0.00	0.00	0.00	3,441.00
DEPARTMENTAL EXPENSES		0.00	3,938.00	0.00	0.00	0.00	3,441.00
FY21-COMMUNITY DIVERSION		0.00	3,938.00	0.00	0.00	0.00	3,441.00

Account Number and Title	T		C		Actual Exper		Org Budget		Amended Budget		Actual Exper		Prop Budget	
	YEAR - 2018	YEAR - 2019	YEAR - 2020	YEAR - 2020	YEAR - 2020	YEAR - 2020	YEAR - 2020	YEAR - 2020	YEAR - 2020	YEAR - 2020	YEAR - 2020	YEAR - 2020	YEAR - 2021	YEAR - 2021
REPORTING FUND: 0750 GRANT-JUVENILE PROBATION-STATE FUND														
0854 FY21-MENTAL HEALTH														
0720 COUNSELING	0.00	16,699.00	0.00	0.00	0.00	0.00	0.00	0.00	0.00	0.00	0.00	0.00	18,400.00	18,400.00
DEPARTMENTAL EXPENSES	0.00	16,699.00	0.00	0.00	0.00	0.00	0.00	0.00	0.00	0.00	0.00	0.00	18,400.00	18,400.00
FY21-MENTAL HEALTH	0.00	16,699.00	0.00	0.00	0.00	0.00	0.00	0.00	0.00	0.00	0.00	0.00	18,400.00	18,400.00
GRANT-JUVENILE PROBATION-STATE FUND														
Income Totals	154,278.54	171,560.94	148,103.74	148,103.74	148,103.74	148,103.74	148,103.74	148,103.74	148,103.74	148,689.06	148,689.06	157,222.00	157,222.00	157,222.00
Expense Totals	160,483.95	157,058.90	148,103.74	148,103.74	148,103.74	148,103.74	148,103.74	148,103.74	148,791.32	148,791.32	157,222.00	157,222.00	157,222.00	157,222.00



Account Number and Title	T C	Actual Exper YEAR - 2018	Actual Exper YEAR - 2019	Org Budget Amended Budget YEAR - 2020 YEAR - 2020	Actual Exper YEAR - 2020	Prop Budget YEAR - 2021
0350 REVENUES						
0313 JUVENILE CASE MANAGER FEE	I	0.00	0.00	0.00	0.00	
0317 JUVENILE DELIQ PREV FEES	I	0.00	0.00	0.00	0.00	
0335 BANK ACCT INTEREST	I	30.84	98.46	0.00	166.05	
0341 SURPLUS/SALVAGE/INVENTORY	I	0.00	0.00	0.00	0.00	
0359 PROBATION FEES	I	1,165.00	2,180.00	0.00	1,490.00	
0360 PROGRAM INCOME-FEES	I	0.00	0.00	0.00	0.00	
0399 GRANT-DETCOG REIMB	I	2,499.00	0.00	0.00	0.00	
0448 PROJECTED CARRYOVER-PRIOR YR	I	0.00	0.00	0.00	0.00	
REVENUES		3,694.84	2,278.46	0.00	1,656.05	0.00
0390 TRANSFERS						
0450 TRANSFER: GENERAL FUND	I	50,000.00	65,000.00	65,000.00	65,000.00	65,000.00
TRANSFERS		50,000.00	65,000.00	65,000.00	65,000.00	65,000.00
0650 FY 2020-EXPENSES-MATCH						
0473 SALARY: DEPT HEAD	E	0.00	0.00	0.00	0.00	
0477 SALARY: LONGEVITY	E	1,856.00	0.00	2,224.00	2,224.00	
0484 SALARY: SUPPLMT: TRAVEL ALLOW	E	0.00	0.00	0.00	0.00	
0485 SALARY: SUPPLEMENTS	E	0.00	0.00	0.00	0.00	
0486 FICA	E	206.84	9.20	268.00	240.75	5.86
0487 GROUP MEDICAL	E	0.00	1,507.96	18,095.52	16,587.56	1,541.20
0488 LIFE INSURANCE	E	0.00	19.76	120.00	108.68	10.00
0489 RETIREMENT	E	160.82	7.86	204.77	195.19	5.20
0490 UNEMPLOYMENT	E	0.00	0.85	150.00	2.61	0.85
0491 WORKERS COMP	E	0.00	2.28	537.71	6.23	2.28
0492 SALARY: CELL PHONE ALLOWANCE	E	894.57	130.56	1,080.00	996.96	83.08
PERSONNEL EXPENSES		3,118.23	1,678.47	22,680.00	20,361.98	1,648.47
0510 SUPPLIES & DOE	E	998.12	69.53	2,000.00	1,036.85	69.53
0530 PETROLEUM PRODUCTS	E	1,495.20	260.03	4,000.00	1,773.16	260.03
0536 UNIFORMS	E	0.00	0.00	500.00	299.80	
0540 EQUIPMENT-SMALL	E	48.99	0.00	48.89	248.87	
0552 OFFICE EQUIP REPAIR	E	0.00	0.00	0.00	0.00	
0554 AUTO EXPENSE	E	257.44	0.00	2,000.00	240.36	



Account Number and Title	I C	Actual Exper YEAR - 2018	Actual Exper YEAR - 2019	Orig Budget Amended Budget YEAR - 2020	Actual Exper YEAR - 2020	Prop Budget YEAR - 2021
REPORTING FUND: 0751 JUVENILE PROBATION-COUNTY FUNDING						
0625 CONT EDUC/TRAVEL/MEALS	E	125.00	2,580.07	0.00	0.00	3,100.00
0631 POSTAGE	E	0.00	0.00	0.00	0.00	0.00
0662 RENTALS/LEASE PURCHASE	E	119.37	1,313.07	0.00	0.00	1,380.63
0669 TRAINING/HOST EXPENSE	E	0.00	0.00	0.00	0.00	0.00
0684 AUTO INSURANCE PREMIUMS	E	0.00	473.00	0.00	0.00	0.00
0720 COUNSELING	E	0.00	101.00	0.00	0.00	0.00
0722 SECURE PLACEMENT	E	0.00	16,578.45	0.00	0.00	18,000.00
0724 PURCHASED DETENTION	E	700.00	5,240.00	0.00	0.00	6,000.00
0728 VOCATIONAL TRAINING	E	1,326.22	0.00	0.00	0.00	2,000.00
0810 CAPITAL OUTLAY-AUTO DEPARTMENTAL EXPENSES	E	0.00 2,485.03	0.00 42,903.43	0.00 0.00	0.00 0.00	41,432.67
FY 2021-EXPENSES-MATCH		2,436.36	57,697.64	0.00	54.87	62,902.60
0655 FY 2018-DETCOG REIMBURSEMENTS						
0720 COUNSELING	E	2,499.00	0.00	0.00	0.00	0.00
FY 2018-DETCOG REIMBURSEMENTS		2,499.00	0.00	0.00	0.00	0.00
JUVENILE PROBATION-COUNTY FUNDING						
Income Totals		53,694.84	67,278.46	65,000.00	66,656.05	65,000.00
Expense Totals		55,112.67	59,975.04	65,000.00	54,870.85	65,000.00

HOUSTON COUNTY, TEXAS  
 FISCAL YEAR 2021-OCTOBER 1, 2020 THROUGH SEPTEMBER 30, 2021  
 ADOPTED BUDGET - SEPTEMBER 8, 2020

Account Number and Title	T		Actual Exper		Org Budget Amended Budget		Actual Exper		Prop Budget	
	C	YEAR	YEAR - 2018	YEAR - 2019	YEAR - 2020	YEAR - 2020	YEAR - 2020	YEAR - 2020	YEAR - 2021	YEAR - 2021
REPORTING FUND: 0802 GRANT-TCDP-TDA-7218219-2018/19										
0356 TCDP-TDA-7218219-2018/19					0.00	255,584.00	138,325.15			
0398 TCDP-TDA-7218219-2018/19	I	0.00	19,416.00	19,416.00	0.00	255,584.00	138,325.15			
TCDP-TDA-7218219-2018/19			0.00	19,416.00	0.00	255,584.00	138,325.15			0.00
0656 TCDP-TDA-7218219-2018/19										
0304 ACQUISITION	E	0.00		0.00	0.00	4,000.00	662.75			
0305 ENGINEERING	E	0.00		13,616.00	0.00	23,384.00	22,274.00			
0310 GENERAL ADMINISTRATION	E	0.00		5,800.00	0.00	23,200.00	17,400.00			
0320 ADVERTISING	E	0.00		0.00	0.00	0.00	327.00			
0350 CONSTRUCTION-ROADS	E	0.00		0.00	0.00	205,000.00	97,988.40			
TCDP-TDA-7218219-2018/19			0.00	19,416.00	0.00	255,584.00	138,652.15			0.00
GRANT-TCDP-TDA-7218219-2018/19										
Income Totals			0.00	19,416.00	0.00	255,584.00	138,325.15			0.00
Expense Totals			0.00	19,416.00	0.00	255,584.00	138,652.15			0.00

09/08/20  
TIME:09:22 AM

HOUSTON COUNTY, TEXAS  
FISCAL YEAR 2021-OCTOBER 1, 2020 THROUGH SEPTEMBER 30, 2021  
ADOPTED BUDGET - SEPTEMBER 8, 2020

PAGE 123  
PREPARER:0003

Account Number and Title	Actual Exper		Actual Exper		Org Budget Amended Budget		Actual Exper		Prop Budget	
	YEAR - 2018	YEAR - 2019	YEAR - 2020	YEAR - 2020	YEAR - 2020	YEAR - 2020	YEAR - 2020	YEAR - 2020	YEAR - 2021	
T	15,240,700.37	18,800,805.64	15,894,562.19	17,233,063.85	15,884,824.64	16,903,971.58				
C	14,597,056.98	18,185,097.01	15,894,562.19	17,233,063.85	15,735,242.43	16,903,971.58				

REPORTING FUND: 9999 REPORT TOTALS

REPORT TOTALS

Income Totals  
Expense Totals

ACCOUNT NUMBER AND TITLE	STARTING BALANCE	DEBIT BALANCE	CREDIT BALANCE	ENDING BALANCE
010-100-101 COMB FUNDS-GENERAL FUND	1,880,422.83	338,849.14	724,767.45	1,494,504.52
011-100-101 COMB FUNDS-R & B PREC 1	41,679.89-	12,913.40	34,135.12	62,901.61-
012-100-101 COMB FUNDS-R & B PREC 2	200,886.03	17,218.63	44,500.31	173,604.35
013-100-101 COMB FUNDS-R & B PREC 3	321,446.42	19,970.86	81,167.03	260,250.25
014-100-101 COMB FUNDS-R & B PREC 4	292,112.35	18,603.95	58,051.88	252,664.42
015-100-101 COMB FUNDS-FEE OFFICE COLLECTIONS	0.00	0.00	0.00	0.00
016-100-101 COMB FUNDS-CO CLERK FEES	0.00	0.00	0.00	0.00
020-100-101 COMB FUNDS-JURY FUND	0.00	22,697.60	22,697.60	0.00
025-100-101 COMB FUNDS-AIRPORT FUND	0.00	1,041.61	1,041.61	0.00
026-100-101 COMB FUNDS-SENIOR CENTER FUND	16,192.31	1,808.11	8,913.36	9,087.06
027-100-101 COMB FUNDS-AGING SERVICES	13,200.00-	62,407.81	21,479.72	27,728.09
030-100-101 COMB FUNDS-COURTHOUSE SECURITY	28,567.20	3,499.89	5,487.53	26,579.56
035-100-101 COMB FUNDS-BAIL BOND BOARD	688.57	18.55	107.61	599.51
040-100-101 COMB FUNDS-LAW LIBRARY FUND	6,903.12	1,450.54	0.00	8,353.66
045-100-101 COMB FUNDS-HOTEL/MOTEL TAXES FUND	127,506.78	3,127.17	2,000.00	128,633.95
046-100-101 COMB FUNDS-175TH CELEBRATION	0.00	0.00	0.00	0.00
050-100-101 COMB FUNDS-COMMUNITY DEVELOPMT FD	98,221.55	98.58	0.00	98,320.13
055-100-101 COMB FUNDS-HISTORICAL COMMISSION	28,329.69	28.43	0.00	28,358.12
060-100-101 COMB FUNDS-JUSTICE CRT SECURITY FUN	17,252.39	137.49	0.00	17,389.88
065-100-101 COMB FUNDS-JUSTICE CRT TECHNOLOGY F	276.40	478.17	0.00	754.57
067-100-101 COMB FUNDS-TRUANCY PREV/DIV FUND	2,124.58	588.67	0.00	2,713.25
068-100-101 COMB FUNDS-CO SPECIALTY CT	0.00	0.00	0.00	0.00
070-100-101 COMB FUNDS-CO/DIST CRT TECHNOLOGY F	1,847.81	78.65	0.00	1,926.46
075-100-101 COMB FUNDS-FAMILY PROTECTION FUND	9,879.99	205.11	0.00	10,085.10
080-100-101 COMB FUNDS-CHILD ABUSE PREV FUND	1,544.34	116.67	0.00	1,661.01
090-100-101 COMB FUNDS-ELECTION SERVICES	619.32-	0.00	0.00	619.32-
100-100-101 COMB FUNDS-R&B-RIGHT OF WAY FUND	30,904.33	9,470.48	0.00	40,374.81
105-100-101 COMB FUNDS-R&B-FINES FUND	37,662.28	12,038.34	2,484.96	47,215.66
110-100-101 COMB FUNDS-R&B-TIMBER FUNDS	263,044.84	263.99	0.00	263,308.83
140-100-101 COMB FUNDS-REC MGMT & PRES FUND	11,513.22	959.17	0.00	12,472.39
145-100-101 COMB FUNDS-RMPF-COUNTY CLERK	15,644.49	7,009.38	3,322.34	19,331.53
150-100-101 COMB FUNDS-RMPF-DISTRICT CLERK	440.31	170.61	0.00	610.92
155-100-101 COMB FUNDS-VITAL RECORDS-CO CLK	449.30	210.66	0.00	659.96
160-100-101 COMB FUNDS-REC ARCHIVE-COUNTY CLERK	9,935.32	6,976.96	0.00	16,912.28
165-100-101 COMB FUNDS-REC ARCHIVE-DISTRICT CLE	7,483.04	322.83	0.00	7,805.87
195-100-101 COMB FUNDS-PRE TRIAL INTERVENTION	12,176.85	176.70	926.52	11,427.03
200-100-101 COMB FUNDS-HOT CHECK FD-CO ATTN	0.00	0.00	0.00	0.00
205-100-101 COMB FUNDS-HOT CHECK FD-DIST ATTN	0.00	0.00	0.00	0.00
210-100-101 COMB FUNDS-CO ATTN-FORFEITURE	0.00	0.00	0.00	0.00
230-100-101 COMB FUNDS-DA-FORFEITURE	0.00	0.00	0.00	0.00
235-100-101 COMB FUNDS-DA-FORFEITURE TRUST	0.00	0.00	0.00	0.00
240-100-101 COMB FUNDS-DA SALARY SUPP FUND	9,711.62	6.69	3,050.04	6,668.27
250-100-101 COMB FUNDS-SO-FORFEITURE	0.00	0.00	0.00	0.00
300-100-101 COMB FUNDS-DEBT SERVICE FUND	0.00	0.00	0.00	0.00
310-100-101 COMB FUNDS-PERMANENT IMPROVEMENT FD	12,500.68	12.58	0.00	12,513.23
320-100-101 COMB FUNDS-CONSTRUCTION PROJ 2008	0.00	0.00	0.00	0.00
330-100-101 COMB FUNDS-CONSTRUCTION 2018	0.00	0.00	0.00	0.00
400-100-101 COMB FUNDS-LEOSE-CONSTABLE #1	764.72	0.62	0.00	765.34
405-100-101 COMB FUNDS-LEOSE-CONSTABLE #2	2,896.58	2.43	162.00	2,737.01
410-100-101 COMB FUNDS-LEOSE-CO ATTORNEY	339.70	0.34	0.00	340.04
415-100-101 COMB FUNDS-LEOSE-DISTRICT ATTN	1,178.93	1.18	0.00	1,180.11
420-100-101 COMB FUNDS-DA APPORTIONMENT	32.79-	1,270.55	1,237.76	0.00
425-100-101 COMB FUNDS-LEOSE-SHERIFF	2,412.86	2.42	0.00	2,415.28
430-100-101 COMB FUNDS-LEOSE-EMC/FIRE MARSHAL	2,903.90	2.91	0.00	2,906.81
435-100-101 COMB FUNDS-VIT ESCROW FUND-TAX A/C	0.00	0.00	0.00	0.00
500-100-101 COMB FUNDS-STATE AGENCY FUND	31,819.03	23,547.14	55,224.53	141.64
505-100-101 COMB FUNDS-12TH CT OF APPEALS FEE	150.00	260.00	716.50	306.50-

ACCOUNT NUMBER AND TITLE	STARTING BALANCE	DEBIT BALANCE	CREDIT BALANCE	ENDING BALANCE
510-100-101 COMB FUNDS-UNCLAIMED PROP FUND	0.00	0.00	0.00	0.00
600-100-101 COMB FUNDS-GRANTS-HOUSTON COUNTY	180.66	0.00	0.00	180.66
640-100-101 COMB FUNDS-GRANT-FEMA	585,290.90-	0.00	0.00	585,290.98-
650-100-101 COMB FUNDS-GRANT-EMERGENCY MGMT	9,271.25-	7,089.88	8,078.39	10,259.76-
655-100-101 COMB FUNDS-GRANT- HOMELAND SECURITY	0.00	0.00	0.00	0.00
660-100-101 COMB FUNDS-GRANT-VICTIM ASST-CO ATT	7,059.48-	8,117.92	4,247.34	3,188.90-
670-100-101 COMB FUNDS-GRANT-SUMMER PROGRAMS	0.00	0.00	0.00	0.00
680-100-101 COMB FUNDS-GRANT-HAVA	0.00	0.00	0.00	0.00
690-100-101 COMB FUNDS-GRANT-911 ADDRESSING	3,495.46	0.00	2,632.60	852.86
700-100-101 COMB FUNDS-GRANT-THC-CRTHOUSE RENOV	0.00	0.00	0.00	0.00
710-100-101 COMB FUNDS-ENERGY PERFORMANCE	0.00	0.00	0.00	0.00
720-100-101 COMB FUNDS-GRANTS-US FOREST SERVICE	0.00	0.00	0.00	0.00
730-100-101 COMB FUNDS-CETRX GRANT	0.00	0.00	0.00	0.00
750-100-101 COMB FUNDS-JUVENILE PROBATION-STATE	296.63-	11,027.05	10,730.42	0.00
751-100-101 COMB FUNDS-JUVENILE PROBATION-COUNT	3.01-	2,191.89	2,188.88	0.00
800-100-101 COMB FUNDS-GRANT-BEREA WATER PLANT	0.00	0.00	0.00	0.00
801-100-101 COMB FUNDS-GRANT-IKE-DRS010071	0.00	0.00	0.00	0.00
802-100-101 COMB FUNDS-TCDP-TDA-7218219 2018/19	327.00-	0.00	0.00	327.00-
GROUP-TOTAL	2,834,030.13	596,471.72	1,099,351.50	2,331,150.35
020-100-102 CK-JURY FUND	119,317.56	301.23	18,867.31	100,751.48
230-100-102 CASH-DA FORFEITURE FUNDS	0.00	0.00	0.00	0.00
751-100-102 CK-JUVENILE PROBATION	0.00	0.00	0.00	0.00
GROUP-TOTAL	119,317.56	301.23	18,867.31	100,751.48
050-100-103 CK-COMM DEVELOPMT FUND	0.00	0.00	0.00	0.00
GROUP-TOTAL	0.00	0.00	0.00	0.00
195-100-104 CASH-HOT CK-PRE TRIAL FUNDS	0.00	0.00	0.00	0.00
200-100-104 CK-HOT CK FD-CO ATTORNEY	260.00	45.00	0.00	305.00
205-100-104 CK-HOT CK FD-DIST ATTYN	400.99	74.89	0.00	475.88
GROUP-TOTAL	660.99	119.89	0.00	780.88
210-100-105 CK-CO ATTYN-FORFEITURE	1,382.32	0.05	0.00	1,382.37
GROUP-TOTAL	1,382.32	0.05	0.00	1,382.37
230-100-106 CK-DIST ATTYN-FORFEITURE	21,832.74	18.54	0.00	21,851.28
235-100-106 CK-DA-FORFEITURE ACCT	0.00	0.00	0.00	0.00
GROUP-TOTAL	21,832.74	18.54	0.00	21,851.28
230-100-107 CK-DA FORFEITURE TRUST	0.00	0.00	0.00	0.00
235-100-107 CK-DA FORFEITURE TRUST	8,052.00	458.00	7,500.00	1,010.00
GROUP-TOTAL	8,052.00	458.00	7,500.00	1,010.00
250-100-108 CK-SO-FORFEITURE	15,261.09	12.96	0.00	15,274.05
GROUP-TOTAL	15,261.09	12.96	0.00	15,274.05
300-100-109 CK-DEBT SERVICE FUND	142,522.22	20,831.55	0.00	163,353.77
GROUP-TOTAL	142,522.22	20,831.55	0.00	163,353.77

ACCOUNT NUMBER AND TITLE	STARTING BALANCE	DEBIT BALANCE	CREDIT BALANCE	ENDING BALANCE
320-100-110 CK-CONSTRUCTION ACCOUNT	0.00	0.00	0.00	0.00
330-100-110 CK-CONSTRUCTION-ROADS-2018	7,034.58	5.97	0.00	7,040.55
GROUP-TOTAL	7,034.58	5.97	0.00	7,040.55
420-100-111 CK-DA APPORTIONMENT FUNDS	4,575.05	0.00	1,074.17	3,500.88
GROUP-TOTAL	4,575.05	0.00	1,074.17	3,500.88
435-100-112 CK-VIT INT ESCROW-TAX A/C	461.54	0.00	0.00	461.54
GROUP-TOTAL	461.54	0.00	0.00	461.54
505-100-113 CK-COURT OF APPEALS FUND	0.00	0.00	0.00	0.00
GROUP-TOTAL	0.00	0.00	0.00	0.00
510-100-114 CK-UNCLAIMED PROPERTY FUNDS	6,860.40	0.00	0.00	6,860.40
GROUP-TOTAL	6,860.40	0.00	0.00	6,860.40
010-100-115 CK-GRANTS ACCOUNT	0.00	0.00	0.00	0.00
026-100-115 CK-SR CENTER-GRANT	0.00	0.00	0.00	0.00
027-100-115 CK-GRANTS ACCOUNT	31,822.83	18,415.08	50,237.91	0.00
110-100-115 CK-TIMBER FUNDS	0.00	0.00	0.00	0.00
310-100-115 CK-GRANTS ACCOUNT	0.00	0.00	0.00	0.00
600-100-115 CK-GRANTS-HOUSTON CO	7,785.56	2,516.79	0.00	10,302.35
640-100-115 CKING-GRANTS-FEMA	689,555.52	0.00	0.00	689,555.52
645-100-115 CK-GRANT-CORONAVIRUS RELIEF FUND	0.00	148,962.00	0.00	148,962.00
650-100-115 CKING-EMERG MANAGEMENT	0.00	0.00	0.00	0.00
680-100-115 CK-GRANT-HAVA	19,321.11	0.00	0.00	19,321.11
700-100-115 CK-GRANT-THC-CH RENOVATION	0.00	0.00	0.00	0.00
710-100-115 CK-GRANTS ACCOUNT	0.00	0.00	0.00	0.00
802-100-115 CKING-TCDF-TDA-7218219-2018/19	0.00	5,180.00	5,180.00	0.00
GROUP-TOTAL	748,485.02	175,073.87	55,417.91	868,140.98
730-100-116 CK-CETRX-TCDF FUND	0.00	0.00	0.00	0.00
800-100-116 CK-GRANT-TCDF-BEREA	0.00	0.00	0.00	0.00
801-100-116 CK-GRANT-TCDF-IKE	0.00	0.00	0.00	0.00
GROUP-TOTAL	0.00	0.00	0.00	0.00
010-100-117 CK-JUV PROB-GENERAL FUND	0.00	0.00	0.00	0.00
750-100-117 CK-TJPC-GRANTS	17,919.21	20.32	9,524.71	8,414.82
751-100-117 CK-TJPC-COUNTY FUNDING	28,526.85	79.13	2,191.89	26,414.09
GROUP-TOTAL	46,446.06	99.45	11,716.60	34,828.91
010-100-119 CK-AIRPORT-GENERAL	0.00	0.00	0.00	0.00
011-100-119 CK-AIRPORT-R&B1	0.00	0.00	0.00	0.00
012-100-119 CK-AIRPORT-R&B 2	0.00	0.00	0.00	0.00
013-100-119 CK-AIRPORT-R&B 3	0.00	0.00	0.00	0.00
014-100-119 CK-AIRPORT-R&B 4	0.00	0.00	0.00	0.00
020-100-119 CK-AIRPORT-JURY FUND	0.00	0.00	0.00	0.00
025-100-119 CK-AIRPORT FUND	1,030.28	1,242.10	1,148.45	1,123.93
026-100-119 CK-AIRPORT-SENIOR CENTER FD	0.00	0.00	0.00	0.00



09-08-2020

SPECIFIED-ACTIVITY-REPORT -- 07-01-2020 THRU 07-31-2020

PAGE 4

TIME:09:37 AM - CASH BALANCE REPORT-07/31/2020

PREPARER:0003

ACCOUNT NUMBER AND TITLE	STARTING BALANCE	DEBIT BALANCE	CREDIT BALANCE	ENDING BALANCE
027-100-119 CK-AIRPORT-HO CO AGING SERV	0.00	0.00	0.00	0.00
040-100-119 CK-AIRPORT-LAW LIBRARY FUND	0.00	0.00	0.00	0.00
200-100-119 CK-AIRPORT-HOT CK CO ATTORNEY	0.00	0.00	0.00	0.00
230-100-119 CK-AIRPORT-FORFEITURE PD-DIST ATTOR	0.00	0.00	0.00	0.00
650-100-119 CK-AIRPORT-GRANT-EMERG MGMNT/FIRE M	0.00	0.00	0.00	0.00
751-100-119 CK-AIRPORT-JUVENILE PROBATION-COUNT	0.00	0.00	0.00	0.00
GROUP-TOTAL	1,030.29	1,242.10	1,148.45	1,123.93
REPORT TOTAL	3,957,951.98	794,635.33	1,195,075.94	3,557,511.37

**FISCAL YEAR OCTOBER 1, 2019 TO SEPTEMBER 30, 2020**  
**MONTH ENDING: AUGUST 31, 2020**  
**CERTIFICATE OF OBLIGATION**

Collateral	Original Balance of Collateral	Balance 9/30/2019	ADDITIONS	FY 2020 Principal	Balance 8/31/2020	Collateral Balance	2020 Interest	2020 PENDING PAYMENTS	2021	2022	2023	2024	Thereafter	Total
		\$ 995,000	\$ -	\$ 485,000.00	\$ 510,000	\$ 510,000.00	\$ 37,625.00	\$ -	\$ 510,000.00	\$ -	\$ -	\$ -	\$ -	\$ 510,000.00
		\$ 1,800,000	\$ -	\$ 225,000.00	\$ 1,575,000	\$ 1,575,000.00	\$ 59,072.00	\$ -	\$ 245,000.00	\$ 250,000.00	\$ 260,000.00	\$ 265,000.00	\$ -	\$ 1,575,000.00
		\$ 8,645,000	\$ -	\$ 55,000	\$ 8,590,000	\$ 8,590,000.00	\$ 305,387.50	\$ -	\$ 55,000.00	\$ 585,000.00	\$ 605,000.00	\$ 620,000.00	\$ -	\$ 8,590,000.00
		\$ 11,440,000	\$ -	\$ 765,000	\$ 10,675,000	\$ 10,675,000.00	\$ 402,085	\$ -	\$ 610,000	\$ 835,000	\$ 865,000	\$ 885,000	\$ -	\$ 10,675,000.00

**LEASE / PURCHASE AGREEMENTS - National Bank & Trust (Energy Performance Upgrades Lease)**

Note	Collateral	Original Balance of Collateral	Note Balance 9/30/2019	ADDITIONS	CY Payment	Balance 8/31/2020	Collateral Balance	2020 Interest	2020 PENDING PAYMENTS	2021	2022	2023	2024	Thereafter	Total
			\$ 1,194,782	\$ -	\$ 32,000	\$ 1,162,782	\$ -	\$ 63,779	\$ -	\$ 35,000	\$ 40,000	\$ 42,000	\$ 45,000	\$ 1,112,682	\$ 1,274,682.49
			\$ 1,194,782	\$ -	\$ 32,000	\$ 1,162,782	\$ -	\$ 63,779	\$ -	\$ 35,000	\$ 40,000	\$ 42,000	\$ 45,000	\$ 1,112,682	\$ 1,274,682.49

**LEASE / PURCHASE AGREEMENTS - Citizens National Bank (Capital Outlay / Equipment Purchases)**

Collateral	Original Balance of Collateral	Note Balance 9/30/2019	ADDITIONS	CY Payment	Balance 8/31/2020	Collateral Balance	2020 Interest	2020 PENDING PAYMENTS	2021	2022	2023	2024	Thereafter	Total
		\$ 107,800	\$ 10,775	\$ -	\$ 97,025	\$ 97,025.00	\$ 666	\$ -	\$ 10,775	\$ 10,775	\$ 10,775	\$ 10,775	\$ -	\$ 53,875
		\$ 53,876	\$ 53,876	\$ -	\$ -	\$ 54,414.45	\$ -	\$ -	\$ -	\$ -	\$ -	\$ -	\$ -	\$ -
		\$ 81,721	\$ 27,240	\$ -	\$ -	\$ -	\$ 560	\$ -	\$ -	\$ -	\$ -	\$ -	\$ -	\$ -
		\$ 27,681	\$ 9,227	\$ -	\$ -	\$ (0.00)	\$ 189	\$ -	\$ -	\$ -	\$ -	\$ -	\$ -	\$ -
		\$ 140,000	\$ 87,500	\$ -	\$ 70,000	\$ 141,804.03	\$ 904	\$ -	\$ 17,500	\$ 17,500	\$ 17,500	\$ 17,500	\$ -	\$ 70,000
		\$ 226,040	\$ 220,247	\$ -	\$ 195,775	\$ 231,187.87	\$ 6,029	\$ -	\$ 24,472	\$ 24,472	\$ 24,472	\$ 24,472	\$ -	\$ 195,775
		\$ 201,882	\$ 220,247	\$ -	\$ 195,775	\$ 205,361.57	\$ 6,029	\$ -	\$ 24,472	\$ 24,472	\$ 24,472	\$ 24,472	\$ -	\$ 195,775
		\$ 31,600	\$ 21,200	\$ -	\$ 10,600	\$ 32,400.97	\$ 593	\$ -	\$ 10,600	\$ -	\$ -	\$ -	\$ -	\$ 10,600
		\$ 68,251	\$ 34,125	\$ -	\$ -	\$ -	\$ 941	\$ -	\$ -	\$ -	\$ -	\$ -	\$ -	\$ -
		\$ 35,500	\$ 35,500	\$ -	\$ 23,667	\$ 35,833.14	\$ 976	\$ -	\$ 11,833	\$ 11,833	\$ -	\$ -	\$ -	\$ 23,667
		\$ 110,000	\$ 110,000	\$ -	\$ 73,333	\$ 111,039.11	\$ 3,025	\$ -	\$ 36,667	\$ 36,667	\$ -	\$ -	\$ -	\$ 73,333
		\$ 39,300	\$ 39,300	\$ -	\$ 26,200	\$ 39,596.39	\$ 1,081	\$ -	\$ 13,100	\$ 13,100	\$ -	\$ -	\$ -	\$ 26,200
		\$ 72,902	\$ -	\$ 72,902.13	\$ -	\$ 73,630.97	\$ -	\$ -	\$ 7,290	\$ 7,290	\$ 7,290	\$ 7,290	\$ -	\$ 72,902
		\$ 157,093	\$ -	\$ 157,092.88	\$ -	\$ 158,672.06	\$ -	\$ -	\$ 31,419	\$ 31,419	\$ 31,419	\$ 31,419	\$ -	\$ 157,093
		\$ 132,000	\$ -	\$ 132,000.00	\$ -	\$ 132,000.00	\$ -	\$ -	\$ 132,000	\$ -	\$ -	\$ -	\$ -	\$ 132,000
		\$ 1,739,577	\$ 869,237	\$ 361,995	\$ 220,011	\$ 1,611,221	\$ 20,983	\$ -	\$ 320,128	\$ 177,528	\$ 115,928	\$ 115,928	\$ 281,710	\$ 1,011,221
		\$ 1,739,577	\$ 869,237	\$ 361,995	\$ 220,011	\$ 1,611,221	\$ 20,983	\$ -	\$ 320,128	\$ 177,528	\$ 115,928	\$ 115,928	\$ 281,710	\$ 1,011,221

\$ 12,279,237 \$ 361,995 \$ 985,011 \$ 11,656,221 \$ 1,215,940 \$ 423,067 \$ - \$ 1,130,128 \$ 1,012,528 \$ 980,928 \$ 1,000,928 \$ 7,531,710 \$ 11,656,221

BEGINNING OCTOBER 1, 2020-FY 2021-COMPENSATION OF COUNTY OFFICERS AND EMPLOYEES (LGC 152.011)

POSITION	PAY TYPE	ANNUAL SALARY	LONGEVITY	CELL PHONE ALLOWANCE	TOTAL
County Judge	Salary	\$ 55,157.74	\$ 460.00	\$ 600.00	\$ 56,217.74
County Judge	Supp-Statutory	\$ 25,200.00			\$ 25,200.00
County Judge	Supp-Juv Board	\$ 2,999.88			\$ 2,999.88
Administrative Assistant-Co Judge Clerk	Salary-P/T	\$ 11.55	per hour	\$ 480.00	\$ 1,000.00
Commissioner	Salary	\$ 53,163.47	\$ 540.00	\$ 600.00	\$ 54,303.47
Commissioner	Salary	\$ 53,163.47	\$ 2,610.00	\$ 600.00	\$ 56,373.47
Commissioner	Salary	\$ 53,163.47	\$ 2,370.00	\$ 600.00	\$ 56,133.47
Commissioner	Salary	\$ 53,163.47	\$ 210.00	\$ 600.00	\$ 53,973.47
County Clerk	Salary	\$ 53,163.47	\$ 2,550.00		\$ 55,713.47
County Clerk-Chief Deputy	Salary	\$ 34,048.56	\$ 1,100.00		\$ 35,148.56
County Clerk Deputy	Salary	\$ 30,664.45	\$ -		\$ 30,664.45
County Clerk Deputy	Salary-RMPF	\$ 30,080.44	\$ -		\$ 30,080.44
Veterans Services Officer	Salary	\$ 15,941.97	\$ -		\$ 15,941.97
IT Technician	Salary	\$ 33,584.79	\$ 280.00	\$ -	\$ 33,864.79
County Court at Law Judge	Salary	\$ 60,117.45	\$ 2,610.00	\$ 600.00	\$ 63,327.45
County Court At Law Judge	Supp-State	\$ 84,000.00			\$ 84,000.00
County Court At Law Judge	Supp-County Statutory	\$ 35,290.50			\$ 35,290.50
County Court At Law Judge	Supp-Juv Board	\$ 2,999.88			\$ 2,999.88
Court Reporter-CCL	Salary	\$ 57,866.17	\$ 410.00		\$ 58,276.17
Court Coordinator-CCL	Salary	\$ 37,272.69	\$ 200.00	\$ 480.00	\$ 37,952.69
County Court at Law Clerk	Salary-P/T	\$ 11.55	per hour		\$ 2,000.00
Court Reporter-349th	Salary	\$ 26,131.83	\$ 1,000.00		\$ 27,131.83
Court Reporter-3rd	Salary	\$ 13,382.00	\$ 1,460.00		\$ 14,842.00
Court Coordinator-District	Salary	\$ 40,822.51	\$ 390.00	\$ 480.00	\$ 41,692.51
District Judge-349th	Supp-Juv Board	\$ 2,999.88			\$ 2,999.88
District Judge-3rd	Supp-Juv Board	\$ 2,999.88			\$ 2,999.88
District Judge-349th	Supp-County Statutory	\$ 5,532.98	\$ 2,050.00	\$ 600.00	\$ 8,182.98
District Judge-3rd	Supp-County Statutory	\$ 5,532.98	\$ 1,590.00	\$ 600.00	\$ 7,722.98
District Clerk	Salary	\$ 53,163.47	\$ 2,980.00		\$ 56,143.47
District Clerk-Chief Deputy	Salary	\$ 37,305.40	\$ 1,450.00		\$ 38,755.40
District Clerk-Deputy-Civil	Salary	\$ 31,485.04	\$ 480.00	\$ -	\$ 31,965.04
District Clerk-Deputy	Salary	\$ 28,647.91	\$ -		\$ 28,647.91
Part Time Clerk-District Clk	Salary-P/T	\$ 9.98	per hour		\$ 3,000.00
Justice of the Peace-Prec 1	Salary	\$ 53,163.47	\$ 1,790.00	\$ 600.00	\$ 55,553.47
Justice of the Peace-Prec 1	Travel Allow	\$ 800.00			\$ 800.00
Justice of the Peace-Prec 2	Salary	\$ 53,163.47	\$ 2,370.00	\$ 600.00	\$ 56,133.47
Justice of the Peace-Prec 2	Travel Allow	\$ 800.00			\$ 800.00
Chief Deputy Clerk- JP Prec 2	Salary	\$ 35,390.08	\$ 2,040.00		\$ 37,430.08
Chief Deputy Clerk- JP Prec 2	Travel Allow	\$ 300.00			\$ 300.00
Chief Deputy Clerk- JP Prec 1	Salary	\$ 35,390.08	\$ 2,230.00		\$ 37,620.08
Chief Deputy Clerk- JP Prec 1	Travel Allow	\$ 300.00			\$ 300.00
County Attorney	Salary	\$ 53,163.47	\$ 1,410.00		\$ 54,573.47
County Attorney	Supp-State	\$ 84,000.00			\$ 84,000.00
County Attorney	Supp-Juv Board	\$ 2,999.88			\$ 2,999.88
Assistant Co Attorney	Salary	\$ 65,430.46	\$ 220.00		\$ 65,650.46
Office Assistant-Co Attny	Salary	\$ 28,146.57	\$ 470.00		\$ 28,616.57
Investigator-Co Attorney	Supp-Pre Trial Fund	\$ 1,694.45			\$ 1,694.45
Office Administrator-Co Attny	Salary	\$ 33,046.92	\$ 1,410.00		\$ 34,456.92
Office Administrator-Co Attny	Supp-Pre Trial Fund	\$ 7,046.00			\$ 7,046.00
Part Time Clerk-Co Attny	Salary-P/T	\$ 9.98	per hour		\$ 900.00
VAC/Investigator-Co Attny	Salary-Grant/Match	\$ 40,058.66	\$ 2,030.00		\$ 42,088.66
District Attorney	Supp-County Statutory	\$ 7,680.00	\$ 3,020.00	\$ -	\$ 10,700.00
Asst District Attorney	Salary	\$ 69,820.40			\$ 69,820.40
Office Administrator-District Attny	Salary	\$ 36,173.87	\$ 3,600.00		\$ 39,773.87
Office Administrator-District Attny	Supp-DA Apportionment	\$ 9,916.14			\$ 9,916.14
Investigator-DA	Salary	\$ 41,389.26	\$ 690.00	\$ 480.00	\$ 42,559.26
Investigator-DA	Supp-DA Apportionment	\$ 1,835.08		\$ -	\$ 1,835.08
Grand Jury Clerk/VAC-DA	Salary	\$ 31,473.08	\$ 1,120.00		\$ 32,593.08
Clerk - District Attorney	Salary-DA/GF	\$ 28,685.80	\$ 180.00		\$ 28,865.80

BEGINNING OCTOBER 1, 2020-FY 2021-COMPENSATION OF COUNTY OFFICERS AND EMPLOYEES (LGC 152.011)

POSITION	PAY TYPE	ANNUAL SALARY	LONGEVITY	CBL PHONE ALLOWANCE	TOTAL
Elections Administrator	Salary	\$ 35,497.92	\$ 320.00	\$ 600.00	\$ 36,417.92
Elections Administrator-Part Time Asst	Salary	\$ 12.13	per hour	\$ -	\$ 15,015.00
County Auditor	Salary	\$ 71,221.33	\$ 1,500.00	\$ 600.00	\$ 73,321.33
1st Asst Co Auditor	Salary	\$ 35,571.35	\$ 570.00	\$ 480.00	\$ 36,621.35
2nd Asst Co Auditor-Internal Auditor	Salary	\$ 33,826.52	\$ 230.00	\$ 480.00	\$ 34,536.52
Part Time Clerk-Co Auditor	Salary-P/T	\$ 13.68	per hour		\$ 14,227.20
County Treasurer	Salary	\$ 53,163.47	\$ 1,440.00		\$ 54,603.47
Co Treasurer-Chief Deputy	Salary	\$ 35,927.54	\$ 360.00		\$ 36,287.54
Co Treasurer-Deputy	Salary	\$ 31,868.97	\$ 190.00	\$ -	\$ 32,058.97
Tax Assessor	Salary	\$ 53,824.68	\$ 2,950.00		\$ 56,774.68
Tax A/C-Deputy	Salary	\$ 29,788.40	\$ 540.00		\$ 30,328.40
Tax A/C-Deputy	Salary	\$ 31,206.90	\$ 2,340.00		\$ 33,546.90
Tax A/C-Deputy	Salary	\$ 28,369.89	\$ 410.00		\$ 28,779.89
Tax A/C-Chief Deputy	Salary	\$ 34,279.52	\$ 2,910.00		\$ 37,189.52
Tax A/C-Deputy	Salary	\$ 31,277.34	\$ 1,640.00		\$ 32,917.34
Part Time Clerk-Tax A/C	Salary	\$ 13.37	per hour		\$ 5,500.00
Custodian Supervisor	Salary	\$ 32,945.37	\$ 290.00	\$ 600.00	\$ 33,835.37
Custodian	Salary	\$ 23,317.79	\$ 1,560.00	\$ 480.00	\$ 25,357.79
Custodian	Salary	\$ 23,317.79	\$ 1,420.00	\$ 480.00	\$ 25,217.79
Constable Prec 1	Salary	\$ 22,331.95	\$ 2,310.00	\$ 600.00	\$ 25,241.95
Constable Prec 1	Supp-Enviro Officer	\$ 29,798.67	\$ -	\$ -	\$ 29,798.67
Constable Prec 2	Salary	\$ 22,331.95	\$ 2,590.00	\$ 600.00	\$ 25,521.95
Constable Prec 2	Supp-Comm Service Officer	\$ 32,395.51	\$ -		\$ 32,395.51
Sheriff	Salary	\$ 56,163.47	\$ 2,640.00	\$ 600.00	\$ 59,403.47
Chief Deputy Sheriff	Salary	\$ 49,967.06	\$ 700.00	\$ 480.00	\$ 51,147.06
Lieutenant Deputy Sheriff-NEW for 2021	Salary	\$ 45,006.78	\$ -	\$ 480.00	\$ 45,486.78
Administrative Deputy	Salary	\$ 35,264.03	\$ 2,370.00	\$ 480.00	\$ 38,114.03
Investigator-Deputy Sheriff-CID Sgt	Salary	\$ 42,081.31	\$ 1,950.00	\$ 480.00	\$ 44,511.31
Sgt Investigator-Deputy Sheriff	Salary	\$ 40,168.40	\$ -	\$ 480.00	\$ 40,648.40
Investigator-Deputy Sheriff	Salary	\$ 38,168.78	\$ 910.00	\$ 480.00	\$ 39,558.78
Courthouse Security Deputy/Major Crimes	Salary	\$ 38,236.04	\$ 1,280.00	\$ 480.00	\$ 40,016.04
Investigator-Deputy Sheriff	Salary	\$ 36,224.24	\$ -	\$ 480.00	\$ 36,704.24
Transport Deputy Sheriff	Salary	\$ 34,699.12	\$ 1,410.00	\$ 480.00	\$ 36,589.12
Civil Process Deputy Sheriff	Salary	\$ 34,699.12	\$ 1,190.00	\$ 480.00	\$ 36,369.12
Patrol Sgt	Salary	\$ 40,168.40	\$ 630.00	\$ 480.00	\$ 41,278.40
Patrol Sgt	Salary	\$ 40,168.40	\$ 1,600.00	\$ 480.00	\$ 42,248.40
Deputy Sheriff	Salary	\$ 34,699.08	\$ 1,340.00	\$ 480.00	\$ 36,519.08
Deputy Sheriff	Salary	\$ 33,807.54	\$ -	\$ 480.00	\$ 34,287.54
Deputy Sheriff	Salary	\$ 32,197.62	\$ -	\$ 480.00	\$ 32,677.62
Deputy Sheriff	Salary	\$ 33,807.54	\$ 1,250.00	\$ 480.00	\$ 35,537.54
Deputy Sheriff	Salary	\$ 34,077.94	\$ 150.00	\$ 480.00	\$ 34,707.94
Deputy Sheriff	Salary	\$ 34,077.94	\$ 140.00	\$ 480.00	\$ 34,697.94
Deputy Sheriff-NEW for 2020	Salary	\$ 33,807.54	\$ -	\$ 480.00	\$ 34,287.54
Dispatcher Supervisor	Salary	\$ 31,985.52	\$ 1,770.00	\$ 480.00	\$ 34,235.52
Dispatcher	Salary	\$ 27,813.51	\$ 120.00		\$ 27,933.51
Dispatcher	Salary	\$ 27,813.50	\$ -		\$ 27,813.50
Dispatcher	Salary	\$ 27,813.50	\$ -		\$ 27,813.50
Dispatcher	Salary	\$ 28,658.99	\$ 2,170.00		\$ 30,828.99
Dispatcher	Salary	\$ 28,658.99	\$ 650.00		\$ 29,308.99
Dispatcher	Salary	\$ 28,659.02	\$ 1,490.00		\$ 30,149.02
Dispatcher	Salary	\$ 28,659.02	\$ -		\$ 28,659.02
Dispatcher-NEW for 2020	Salary	\$ 27,813.51	\$ 170.00		\$ 27,983.51
Part Time-Sheriff's Office	Salary-P/T-Deputy	\$ 15.48	per hour		\$ 25,000.00
Part Time-Sheriff's Office	Salary-P/T-Dispatcher	\$ 12.74	per hour		\$ 12,500.00
Jail Administrator	Salary	\$ 42,496.55	\$ 2,760.00	\$ 480.00	\$ 45,736.55
Jail Lieutenant	Salary	\$ 34,784.03	\$ 1,740.00	\$ 480.00	\$ 37,004.03
Jail Sergeant	Salary	\$ 31,473.35	\$ 330.00	\$ 480.00	\$ 32,283.35
Jail Sergeant	Salary	\$ 31,473.35	\$ 770.00	\$ 480.00	\$ 32,723.35
Jail Sergeant	Salary	\$ 31,473.35	\$ 780.00	\$ 480.00	\$ 32,733.35
Jail Sergeant	Salary	\$ 31,473.35	\$ 360.00	\$ 480.00	\$ 32,313.35

BEGINNING OCTOBER 1, 2020-FY 2021-COMPENSATION OF COUNTY OFFICERS AND EMPLOYEES (LGC 152.011)

POSITION	PAY TYPE	ANNUAL SALARY	LONGEVITY	CELL PHONE ALLOWANCE	TOTAL
Jail Sergeant	Salary	\$ 30,664.40	\$ 220.00	\$ 480.00	\$ 31,364.40
Jailer	Salary	\$ 29,204.24	\$ 350.00		\$ 29,554.24
Jailer	Salary	\$ 29,204.24	\$ 170.00		\$ 29,374.24
Jailer	Salary	\$ 29,204.24	\$ 190.00		\$ 29,394.24
Jailer	Salary	\$ 27,813.50	\$ -		\$ 27,813.50
Jailer	Salary	\$ 29,788.46	\$ 390.00		\$ 30,178.46
Jailer	Salary	\$ 29,788.46	\$ 740.00		\$ 30,528.46
Jailer	Salary	\$ 29,788.46	\$ 490.00		\$ 30,278.46
Jailer	Salary	\$ 29,204.24	\$ 140.00		\$ 29,344.24
Jailer	Salary	\$ 29,204.24	\$ -		\$ 29,204.24
Jailer	Salary	\$ 29,204.24	\$ 330.00		\$ 29,534.24
Jailer	Salary	\$ 29,974.36	\$ 670.00		\$ 30,644.36
Jailer	Salary	\$ 27,813.50	\$ -		\$ 27,813.50
Jailer	Salary	\$ 29,204.24	\$ 160.00		\$ 29,364.24
Jailer	Salary	\$ 29,974.36	\$ 820.00		\$ 30,794.36
Jailer-New Position FY 2021	Salary	\$ 26,489.06	\$ -		\$ 26,489.06
Jailer - Part Time	Salary-P/T	\$ 12.74	per hour		\$ 24,000.00
Administrative Asst-DPS	Salary	\$ 27,454.32	\$ -		\$ 27,454.32
County Agent-Ag	Salary	\$ 15,366.08	\$ 1,000.00		\$ 16,366.08
County Agent-Ag	Travel	\$ 6,087.90			\$ 6,087.90
County Agent-FCS	Salary	\$ 15,366.08	\$ 720.00		\$ 16,086.08
County Agent-FCS	Travel	\$ 6,087.90			\$ 6,087.90
Administrative Asst-County Agents	Salary	\$ 27,187.80	\$ -		\$ 27,187.80
Road Supervisor - Prec 1	Salary	\$ 36,428.03	\$ 1,920.00	\$ 480.00	\$ 38,828.03
Heavy Equip Operator-Prec 1	Salary	\$ 29,484.00	\$ 200.00	\$ 480.00	\$ 30,164.00
Heavy Equip Operator-Prec 1	Salary	\$ 31,478.46	\$ 630.00	\$ 480.00	\$ 32,588.46
Heavy Equip Operator-Prec 1-w/ CDL	Salary-P/T	\$ 14.12	per hour		\$ 40,000.00
Heavy Equip Operator-Prec 2	Salary	\$ 33,310.42	\$ 1,530.00	\$ 480.00	\$ 35,320.42
Heavy Equip Operator-Prec 2	Salary	\$ 32,682.00	\$ 2,600.00	\$ 480.00	\$ 35,762.00
Heavy Equip Operator-Prec 2-w/ CDL	Salary-P/T	\$ 14.74	per hour		\$ 22,994.40
Heavy Equip Operator-Prec 2-w/ CDL	Salary-P/T	\$ 15.13	per hour		\$ 23,602.80
Heavy Equip Operator-Prec 2-w/ CDL	Salary-P/T	\$ 15.13	per hour		\$ 23,602.80
Heavy Equip Operator-Prec 2-w/ CDL	Salary-P/T	\$ 15.13	per hour		\$ 23,602.80
Road Hand-Prec 2	Salary-P/T	\$ 11.55	per hour		\$ 18,018.00
Heavy Equip Operator-Prec 3	Salary	\$ 35,768.73	\$ 1,070.00	\$ 480.00	\$ 37,318.73
Heavy Equip Operator-Prec 3	Salary	\$ 35,768.72	\$ 520.00	\$ 480.00	\$ 36,768.72
Road Supervisor - Prec 3	Salary	\$ 37,027.12	\$ 870.00	\$ 480.00	\$ 38,377.12
Heavy Equip Operator-Prec 3-w/CDL	Salary-P/T	\$ 14.74	per hour		\$ 33,875.40
Heavy Equip Operator-Prec 3-w/CDL	Salary-P/T	\$ 14.74	per hour		\$ 33,875.40
Heavy Equip Operator-Prec 4-w/CDL	Salary	\$ 35,377.80	\$ 3,000.00	\$ 480.00	\$ 38,857.80
Heavy Equip Operator-Prec 4-w/CDL	Salary	\$ 29,254.95	\$ 690.00	\$ 480.00	\$ 30,424.95
Heavy Equip Operator-Prec 4-w/CDL	Salary	\$ 29,761.91	\$ 250.00	\$ 480.00	\$ 30,491.91
Heavy Equip Operator-Prec 4-w/CDL	Salary	\$ 29,254.95	\$ 620.00	\$ 480.00	\$ 30,354.95
Equip Operator-Prec 4	Salary-P/T	\$ 13.20	per hour		\$ 10,000.00
Equip Operator-Prec 4	Salary-P/T	\$ 13.00	per hour		\$ 10,000.00
Chief Bailiff	Salary	\$ 29,220.83	\$ 460.00	\$ 480.00	\$ 30,160.83
Bailiff	Salary	\$ 27,813.50	\$ 160.00	\$ 480.00	\$ 28,453.50
Commissioners Asst	Salary	\$ 28,247.04	\$ 290.00		\$ 28,537.04
Emer Mgmt Coordinator	Salary	\$ 47,520.29	\$ 540.00	\$ 600.00	\$ 48,660.29
Grant Administrator-NEW for 2021	Salary	\$ 54,706.08	\$ -	\$ 600.00	\$ 55,306.08
Chief Juvenile Prob Officer	Salary	\$ 59,976.74	\$ 2,680.00	\$ 600.00	\$ 63,256.74
Chief Juvenile Prob Officer	Supp-State	\$ 2,525.64	n/a	\$ -	\$ 2,525.64
Juvenile Prob Officer	Salary	\$ 41,280.06	\$ 340.00	\$ 480.00	\$ 42,100.06
Juvenile Prob Officer	Supp-State	\$ 2,525.64	n/a	\$ -	\$ 2,525.64
911 Coordinator	Salary	\$ 31,675.10	\$ 840.00	\$ -	\$ 32,515.10